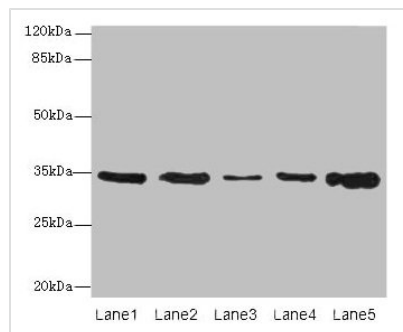




UCP3 Antibody

Product Code	CSB-PA025556LA01HU
Storage	Upon receipt, store at -20°C or -80°C. Avoid repeated freeze.
Uniprot No.	P55916
Immunogen	Recombinant Human Mitochondrial uncoupling protein 3 protein (33-76AA)
Raised In	Rabbit
Species Reactivity	Human
Tested Applications	ELISA, WB, IHC, IF; Recommended dilution: WB:1:500-1:2000, IHC:1:20-1:200, IF:1:50-1:200
Form	Liquid
Conjugate	Non-conjugated
Storage Buffer	Preservative: 0.03% Proclin 300 Constituents: 50% Glycerol, 0.01M PBS, PH 7.4
Purification Method	>95%, Protein G purified
Isotype	IgG
Clonality	Polyclonal
Alias	Mitochondrial uncoupling protein 3 (UCP 3) (Solute carrier family 25 member 9), UCP3, SLC25A9
Immunogen Species	Homo sapiens (Human)
Research Area	Signal Transduction
Target Names	UCP3

Image



Western blot

All lanes: UCP3 antibody at 0.9µg/ml

Lane 1: Jurkat whole cell lysate

Lane 2: SH-SY5Y whole cell lysate

Lane 3: U251 whole cell lysate

Lane 4: A549 whole cell lysate

Lane 5: Hela whole cell lysate

Secondary

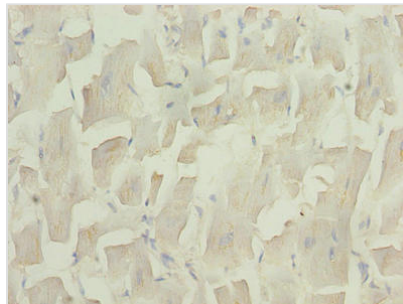
Goat polyclonal to rabbit IgG at 1/10000 dilution

Predicted band size: 35, 30, 23 kDa

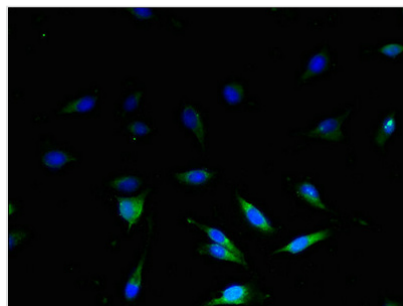
Observed band size: 35 kDa



Immunohistochemistry of paraffin-embedded human skeletal muscle tissue using CSB-PA025556LA01HU at dilution of 1:100



Immunohistochemistry of paraffin-embedded human heart tissue using CSB-PA025556LA01HU at dilution of 1:100



Immunofluorescent analysis of U251 cells using CSB-PA025556LA01HU at dilution of 1:100 and Alexa Fluor 488-conjugated AffiniPure Goat Anti-Rabbit IgG(H+L)