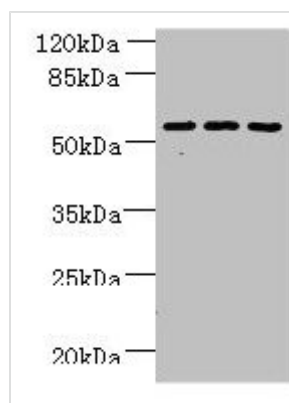




ZNF19 Antibody

Product Code	CSB-PA026567LA01HU
Storage	Upon receipt, store at -20°C or -80°C. Avoid repeated freeze.
Uniprot No.	P17023
Immunogen	Recombinant Human Zinc finger protein 19 protein (1-200AA)
Raised In	Rabbit
Species Reactivity	Human, Mouse
Tested Applications	ELISA, WB, IHC; Recommended dilution: WB:1:500-1:2000, IHC:1:20-1:200
Form	Liquid
Conjugate	Non-conjugated
Storage Buffer	Preservative: 0.03% Proclin 300 Constituents: 50% Glycerol, 0.01M PBS, PH 7.4
Purification Method	>95%, Protein G purified
Isotype	IgG
Clonality	Polyclonal
Alias	Zinc finger protein 19 (Zinc finger protein KOX12), ZNF19, KOX12
Immunogen Species	Homo sapiens (Human)
Research Area	Epigenetics and Nuclear Signaling
Target Names	ZNF19

Image



Western blot

All lanes: ZNF19 antibody at 4µg/ml

Lane 1: Mouse liver tissue

Lane 2: MDA-MB-231 whole cell lysate

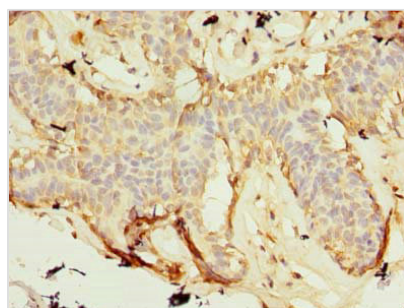
Lane 3: HepG2 whole cell lysate

Secondary

Goat polyclonal to rabbit IgG at 1/10000 dilution

Predicted band size: 53, 52 kDa

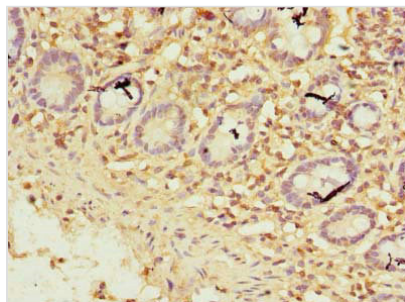
Observed band size: 53 kDa



Immunohistochemistry of paraffin-embedded

human breast cancer using CSB-

PA026567LA01HU at dilution of 1:100



Immunohistochemistry of paraffin-embedded human small intestine tissue using CSB-PA026567LA01HU at dilution of 1:100