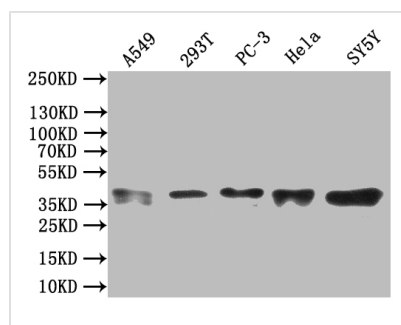




ZNF488 Antibody

Product Code	CSB-PA026785LA01HU
Storage	Upon receipt, store at -20°C or -80°C. Avoid repeated freeze.
Uniprot No.	Q96MN9
Immunogen	Recombinant Human Zinc finger protein 488 protein (1-200AA)
Raised In	Rabbit
Species Reactivity	Human
Tested Applications	ELISA, WB, IF; Recommended dilution: WB:1:1000-1:5000, IF:1:50-1:200
Form	Liquid
Conjugate	Non-conjugated
Storage Buffer	Preservative: 0.03% Proclin 300 Constituents: 50% Glycerol, 0.01M PBS, PH 7.4
Purification Method	>95%, Protein G purified
Isotype	IgG
Clonality	Polyclonal
Product Type	Polyclonal Antibody
Immunogen Species	Homo sapiens (Human)
Research Area	Others
Target Names	ZNF488

Image



Western Blot

Positive WB detected in: A549 whole cell lysate, 293T whole cell lysate, PC-3 whole cell lysate, HeLa whole cell lysate, SY5Y whole cell lysate

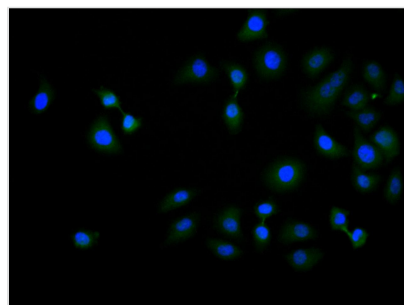
All lanes: ZNF488 antibody at 1:1000

Secondary

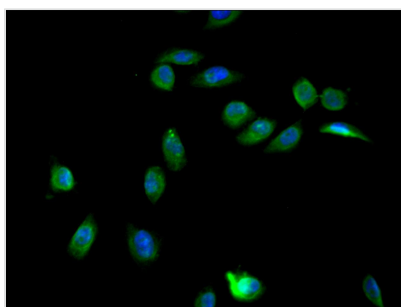
Goat polyclonal to rabbit IgG at 1/50000 dilution

Predicted band size: 37 kDa

Observed band size: 37 kDa



Immunofluorescence staining of HeLa cell with CSB-PA026785LA01HU at 1:150, counter-stained with DAPI. The cells were fixed in 4% formaldehyde and blocked in 10% normal Goat Serum. The cells were then incubated with the antibody overnight at 4°C. The secondary antibody was Alexa Fluor 488-conjugated AffiniPure Goat Anti-Rabbit IgG(H+L).



Immunofluorescence staining of HeLa cell with CSB-PA026785LA01HU at 1:150, counter-stained with DAPI. The cells were fixed in 4% formaldehyde and blocked in 10% normal Goat Serum. The cells were then incubated with the antibody overnight at 4C. The secondary antibody was Alexa Fluor 488-conjugated AffiniPure Goat Anti-Rabbit IgG(H+L).