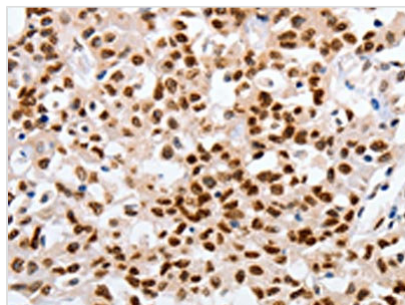




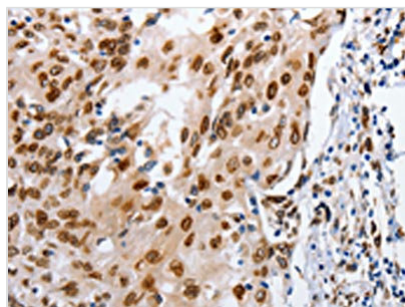
MUTYH Antibody

Product Code	CSB-PA029874
Storage	Upon receipt, store at -20°C or -80°C. Avoid repeated freeze.
Uniprot No.	Q9UIF7
Immunogen	Fusion protein of Human MUTYH
Raised In	Rabbit
Species Reactivity	Human
Tested Applications	ELISA,WB,IHC;ELISA:1:2000-1:10000,WB:1:1000-1:5000,IHC:1:25-1:100
Form	Liquid
Conjugate	Non-conjugated
Storage Buffer	-20°C, pH7.4 PBS, 0.05% NaN ₃ , 40% Glycerol
Purification Method	Antigen affinity purification
Isotype	IgG
Alias	mutY DNA glycosylase
Immunogen Species	Homo sapiens (Human)
Target Names	MUTYH


Image



The image on the left is immunohistochemistry of paraffin-embedded Human lung cancer tissue using CSB-PA029874(MUTYH Antibody) at dilution 1/25, on the right is treated with fusion protein. (Original magnification: x200)



The image on the left is immunohistochemistry of paraffin-embedded Human cervical cancer tissue using CSB-PA029874(MUTYH Antibody) at dilution 1/25, on the right is treated with fusion protein. (Original magnification: x200)



Gel: 8%SDS-PAGE, Lysate: 40 μ g, Lane: Hela cells, Primary antibody: CSB-PA029874(MUTYH Antibody) at dilution 1/500, Secondary antibody: Goat anti rabbit IgG at 1/8000 dilution, Exposure time: 1 minute