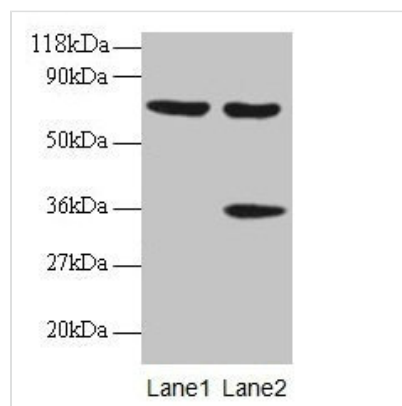




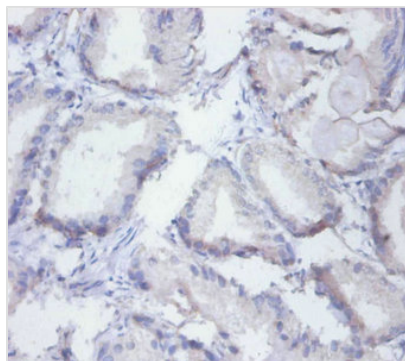
SYNCRIP Antibody

Product Code	CSB-PA03334A0Rb
Storage	Upon receipt, store at -20°C or -80°C. Avoid repeated freeze.
Uniprot No.	O60506
Immunogen	Recombinant Human Heterogeneous nuclear ribonucleoprotein Q protein (2-191AA)
Raised In	Rabbit
Species Reactivity	Human
Tested Applications	ELISA, WB, IHC; Recommended dilution: WB:1:1000-1:5000, IHC:1:20-1:200
Form	Liquid
Conjugate	Non-conjugated
Storage Buffer	Preservative: 0.03% Proclin 300 Constituents: 50% Glycerol, 0.01M PBS, PH 7.4
Purification Method	>95%, Protein G purified
Isotype	IgG
Clonality	Polyclonal
Alias	Heterogeneous nuclear ribonucleoprotein Q (hnRNP Q) (Glycine- and tyrosine-rich RNA-binding protein) (GRY-RBP) (NS1-associated protein 1) (Synaptotagmin-binding, cytoplasmic RNA-interacting protein), SYNCRIP, HNRPQ NSAP1
Immunogen Species	Homo sapiens (Human)
Research Area	Microbiology
Target Names	SYNCRIP

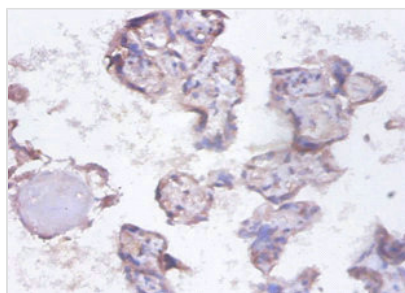
Image



Western blot
All lanes: SYNCRIP antibody at 2µg/ml
Lane 1: EC109 whole cell lysate
Lane 2: 293T whole cell lysate
Secondary
Goat polyclonal to rabbit IgG at 1/15000 dilution
Predicted band size: 70, 66, 63, 59, 47 kDa
Observed band size: 70, 36 kDa



Immunohistochemistry of paraffin-embedded human prostate tissue using CSB-PA03334A0Rb at dilution of 1:100



Immunohistochemistry of paraffin-embedded human placenta tissue using CSB-PA03334A0Rb at dilution of 1:100