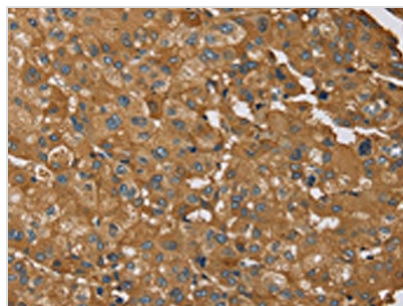




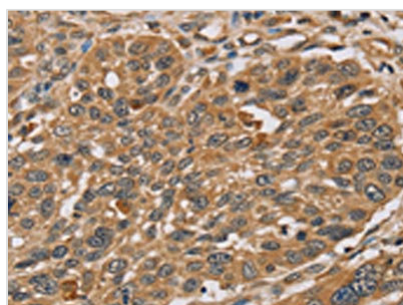
RNF5 Antibody

Product Code	CSB-PA034142
Storage	Upon receipt, store at -20°C or -80°C. Avoid repeated freeze.
Uniprot No.	Q99942
Immunogen	Synthetic peptide of Human RNF5
Raised In	Rabbit
Species Reactivity	Human,Mouse,Rat
Tested Applications	ELISA,WB,IHC;ELISA:1:2000-1:5000,WB:1:500-1:2000,IHC:1:25-1:100
Form	Liquid
Conjugate	Non-conjugated
Storage Buffer	-20°C, pH7.4 PBS, 0.05% NaN ₃ , 40% Glycerol
Purification Method	Antigen affinity purification
Isotype	IgG
Immunogen Species	Homo sapiens (Human)
Target Names	RNF5

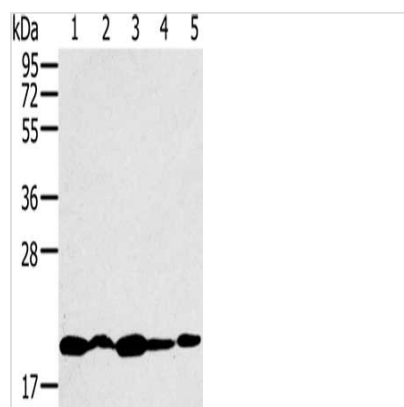
Image



The image on the left is immunohistochemistry of paraffin-embedded Human liver cancer tissue using CSB-PA034142(RNF5 Antibody) at dilution 1/35, on the right is treated with synthetic peptide. (Original magnification: x200)



The image on the left is immunohistochemistry of paraffin-embedded Human lung cancer tissue using CSB-PA034142(RNF5 Antibody) at dilution 1/35, on the right is treated with synthetic peptide. (Original magnification: x200)



Gel: 10%SDS-PAGE, Lysate: 40 μ g, Lane 1-5:
 K562 cells, 231 cells, Jurkat cells, hela cells,
 293T cells, Primary antibody: CSB-
 PA034142(RNF5 Antibody) at dilution 1/200,
 Secondary antibody: Goat anti rabbit IgG at
 1/8000 dilution, Exposure time: 3 minutes