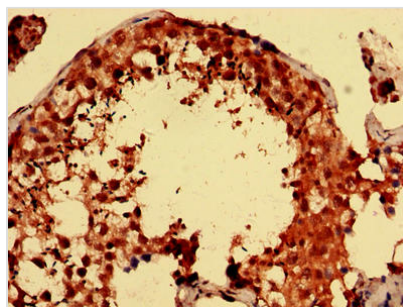




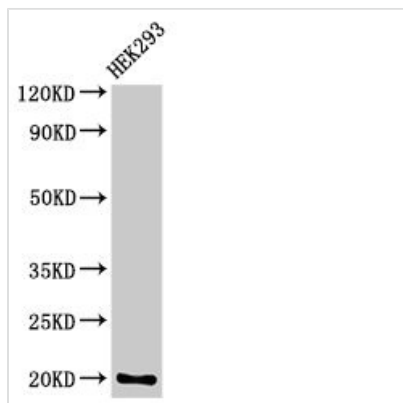
PARK7 Antibody

Product Code	CSB-PA03729A0Rb
Storage	Upon receipt, store at -20°C or -80°C. Avoid repeated freeze.
Uniprot No.	Q99497
Immunogen	Recombinant Human Protein/nucleic acid deglycase DJ-1 protein (1-188AA)
Raised In	Rabbit
Species Reactivity	Human
Tested Applications	ELISA, WB, IHC, IF; Recommended dilution: WB:1:500-1:5000, IHC:1:20-1:200, IF:1:50-1:200
Form	Liquid
Conjugate	Non-conjugated
Storage Buffer	Preservative: 0.03% Proclin 300 Constituents: 50% Glycerol, 0.01M PBS, PH 7.4
Purification Method	>95%, Protein G purified
Isotype	IgG
Clonality	Polyclonal
Alias	Protein/nucleic acid deglycase DJ-1 (EC 3.1.2.-) (EC 3.5.1.-) (EC 3.5.1.124) (Maillard deglycase) (Oncogene DJ1) (Parkinson disease protein 7) (Parkinsonism-associated deglycase) (Protein DJ-1) (DJ-1), PARK7
Immunogen Species	Homo sapiens (Human)
Research Area	Neuroscience
Target Names	PARK7

Image



Immunohistochemistry analysis of human testis tissue using CSB-PA03729A0Rb at dilution of 1:100



Western Blot

Positive WB detected in: HEK293 whole cell lysate

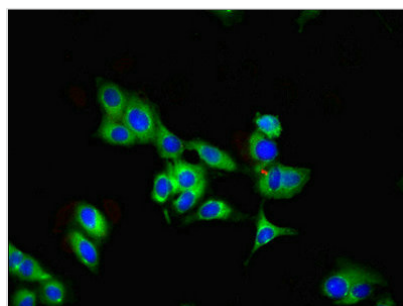
All lanes: PARK7 antibody at 3.4μg/ml

Secondary

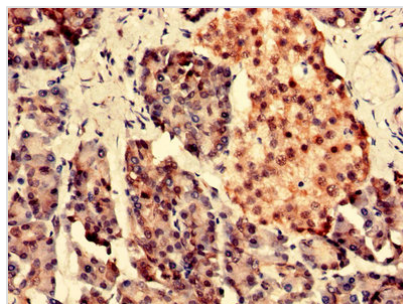
Goat polyclonal to rabbit IgG at 1/50000 dilution

Predicted band size: 20 kDa

Observed band size: 20 kDa



Immunofluorescent analysis of HeLa cells using CSB-PA03729A0Rb at dilution of 1:100 and Alexa Fluor 488-conjugated AffiniPure Goat Anti-Rabbit IgG(H+L)



Immunohistochemistry analysis of human pancreatic tissue using CSB-PA03729A0Rb at dilution of 1:100