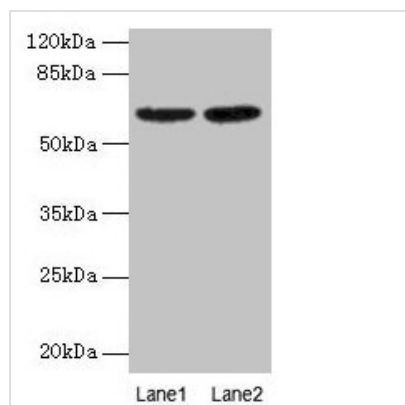




NELFB Antibody

Product Code	CSB-PA03765A0Rb
Storage	Upon receipt, store at -20°C or -80°C. Avoid repeated freeze.
Uniprot No.	Q8WX92
Immunogen	Recombinant Human Negative elongation factor B protein (8-199AA)
Raised In	Rabbit
Species Reactivity	Human, Mouse
Tested Applications	ELISA, WB, IHC, ChIP; Recommended dilution: WB:1:1000-1:5000, IHC:1:20-1:200
Form	Liquid
Conjugate	Non-conjugated
Storage Buffer	Preservative: 0.03% Proclin 300 Constituents: 50% Glycerol, 0.01M PBS, PH 7.4
Purification Method	>95%, Protein G purified
Isotype	IgG
Clonality	Polyclonal
Alias	Negative elongation factor B (NELF-B) (Cofactor of BRCA1), NELFB, COBRA1 KIAA1182
Immunogen Species	Homo sapiens (Human)
Research Area	Epigenetics and Nuclear Signaling
Target Names	NELFB

Image



Western Blot

All lanes: NELFB antibody at 2µg/ml

Lane 1: NIH/3T3 whole cell lysate

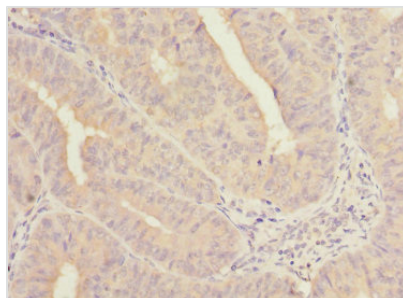
Lane 2: HL60 whole cell lysate

Secondary

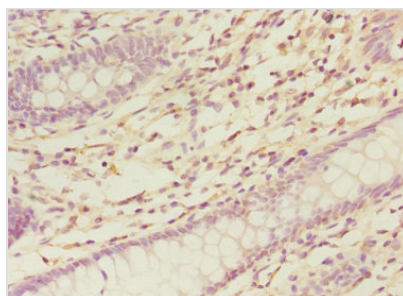
Goat polyclonal to rabbit IgG at 1/15000 dilution

Predicted band size: 66 kDa

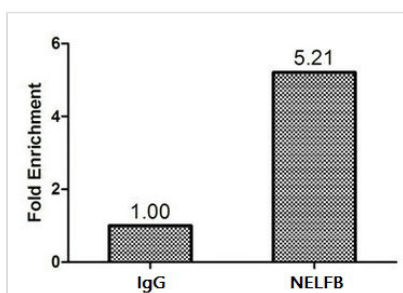
Observed band size: 66 kDa



Immunohistochemistry of paraffin-embedded human endometrial cancer using CSB-PA03765A0Rb at dilution of 1:100



Immunohistochemistry of paraffin-embedded human colon cancer using CSB-PA03765A0Rb at dilution of 1:100



Chromatin Immunoprecipitation Hela (1.1×10^6) were cross-linked with formaldehyde, sonicated, and immunoprecipitated with 4 μ g anti-NELFB or a control normal rabbit IgG. The resulting ChIP DNA was quantified using real-time PCR with primers (CSB-PP03765HU) against the TFF1 promoter.