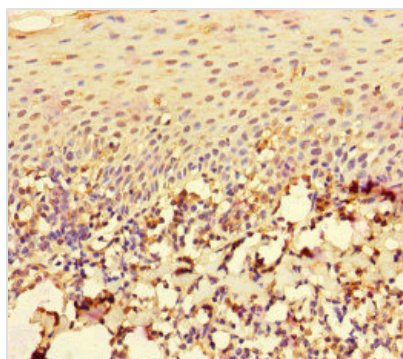




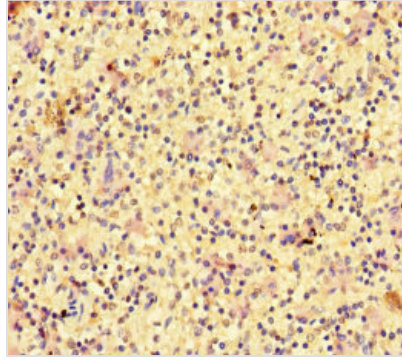
# RAC1 Antibody

<b>Product Code</b>	CSB-PA04329A0Rb
<b>Storage</b>	Upon receipt, store at -20°C or -80°C. Avoid repeated freeze.
<b>Uniprot No.</b>	P63000
<b>Immunogen</b>	Recombinant Human Ras-related C3 botulinum toxin substrate 1 protein (11-185AA)
<b>Raised In</b>	Rabbit
<b>Species Reactivity</b>	Human
<b>Tested Applications</b>	ELISA, IHC, IF; Recommended dilution: IHC:1:100-1:1200, IF:1:200-1:500
<b>Form</b>	Liquid
<b>Conjugate</b>	Non-conjugated
<b>Storage Buffer</b>	Preservative: 0.03% Proclin 300 Constituents: 50% Glycerol, 0.01M PBS, PH 7.4
<b>Purification Method</b>	>95%, Protein G purified
<b>Isotype</b>	IgG
<b>Clonality</b>	Polyclonal
<b>Alias</b>	Ras-related C3 botulinum toxin substrate 1 (Cell migration-inducing gene 5 protein) (Ras-like protein TC25) (p21-Rac1), RAC1, TC25
<b>Immunogen Species</b>	Homo sapiens (Human)
<b>Research Area</b>	Signal Transduction
<b>Target Names</b>	RAC1

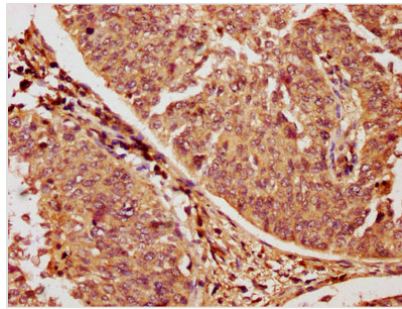
## Image



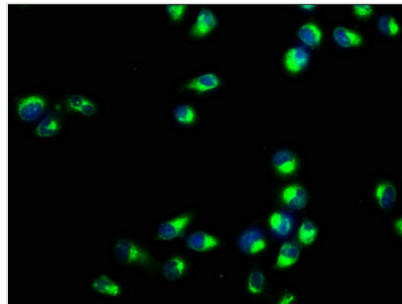
Immunohistochemistry of paraffin-embedded human tonsil tissue using CSB-PA04329A0Rb at dilution of 1:100



Immunohistochemistry of paraffin-embedded human spleen tissue using CSB-PA04329A0Rb at dilution of 1:100



IHC image of CSB-PA04329A0Rb diluted at 1:1200 and staining in paraffin-embedded human cervical cancer performed on a Leica Bond<sup>TM</sup> system. After dewaxing and hydration, antigen retrieval was mediated by high pressure in a citrate buffer (pH 6.0). Section was blocked with 10% normal goat serum 30min at RT. Then primary antibody (1% BSA) was incubated at 4°C overnight. The primary is detected by a biotinylated secondary antibody and visualized using an HRP conjugated SP system.



Immunofluorescence staining of HeLa cells with CSB-PA04329A0Rb at 1:400, counter-stained with DAPI. The cells were fixed in 4% formaldehyde, permeabilized using 0.2% Triton X-100 and blocked in 10% normal Goat Serum. The cells were then incubated with the antibody overnight at 4°C. The secondary antibody was Alexa Fluor 488-conjugated AffiniPure Goat Anti-Rabbit IgG(H+L).