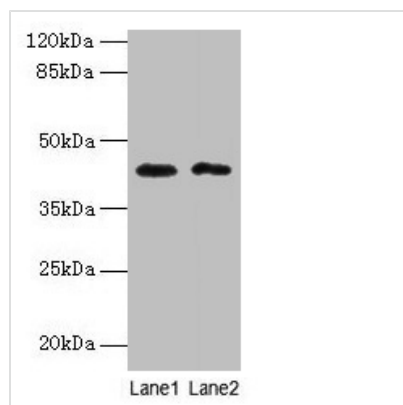




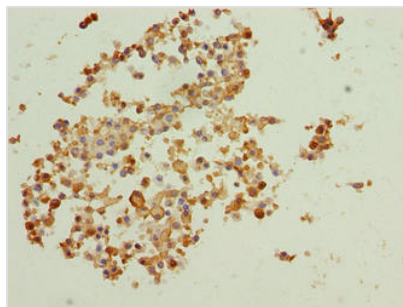
BTBD2 Antibody

Product Code	CSB-PA05095A0Rb
Storage	Upon receipt, store at -20°C or -80°C. Avoid repeated freeze.
Uniprot No.	Q9BX70
Immunogen	Recombinant Human BTB/POZ domain-containing protein 2 protein (321-525AA)
Raised In	Rabbit
Species Reactivity	Human
Tested Applications	ELISA, WB, IHC, IF; Recommended dilution: WB:1:500-1:2000, IHC:1:20-1:200, IF:1:50-1:200
Form	Liquid
Conjugate	Non-conjugated
Storage Buffer	Preservative: 0.03% Proclin 300 Constituents: 50% Glycerol, 0.01M PBS, PH 7.4
Purification Method	>95%, Protein G purified
Isotype	IgG
Clonality	Polyclonal
Product Type	Polyclonal Antibody
Immunogen Species	Homo sapiens (Human)
Research Area	Others
Target Names	BTBD2

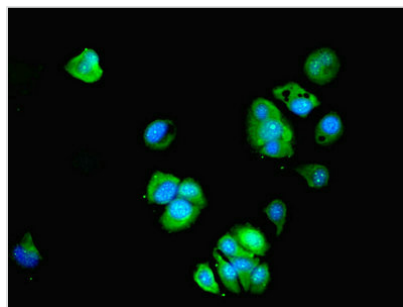
Image



Western blot
 All lanes: BTBD2 antibody at 6µg/ml
 Lane 1: Hela whole cell lysate
 Lane 2: MDA-MB-231 whole cell lysate
 Secondary
 Goat polyclonal to rabbit IgG at 1/10000 dilution
 Predicted band size: 56, 23 kDa
 Observed band size: 42 kDa



Immunohistochemistry of paraffin-embedded human breast cancer using CSB-PA05095A0Rb at dilution of 1:100



Immunofluorescent analysis of MCF-7 cells using CSB-PA05095A0Rb at dilution of 1:100 and Alexa Fluor 488-conjugated AffiniPure Goat Anti-Rabbit IgG(H+L)