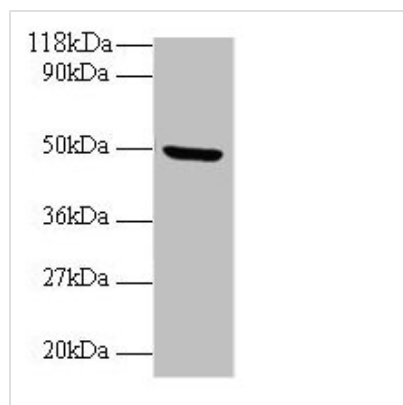




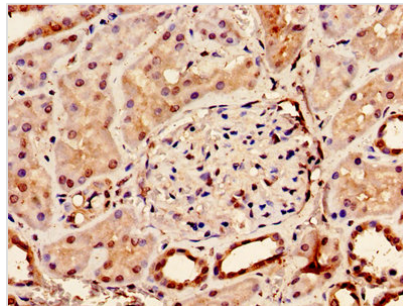
BMP7 Antibody

Product Code	CSB-PA05805A0Rb
Storage	Upon receipt, store at -20°C or -80°C. Avoid repeated freeze.
Uniprot No.	P18075
Immunogen	Recombinant Human Bone morphogenetic protein 7 protein (293-431AA)
Raised In	Rabbit
Species Reactivity	Human, Mouse
Tested Applications	ELISA, WB, IHC, IF; Recommended dilution: WB:1:500-1:2000, IHC:1:20-1:200, IF:1:50-1:200
Form	Liquid
Conjugate	Non-conjugated
Storage Buffer	Preservative: 0.03% Proclin 300 Constituents: 50% Glycerol, 0.01M PBS, PH 7.4
Purification Method	>95%, Protein G purified
Isotype	IgG
Clonality	Polyclonal
Alias	Bone morphogenetic protein 7 (BMP-7) (Osteogenic protein 1) (OP-1) (Eptoterminalpha), BMP7, OP1
Immunogen Species	Homo sapiens (Human)
Research Area	Signal Transduction
Target Names	BMP7

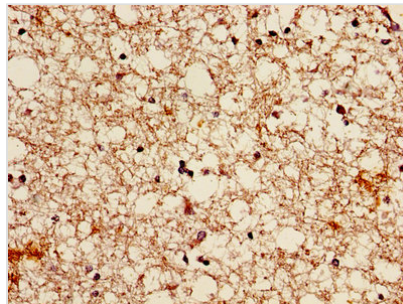
Image



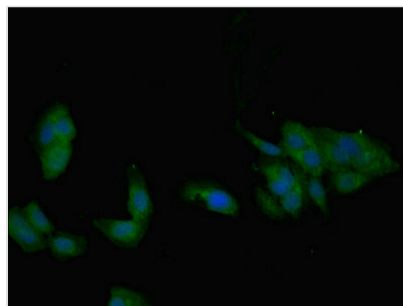
Western blot
All lanes: BMP7 antibody at 2µg/ml + Mouse kidney tissue
Secondary
Goat polyclonal to rabbit IgG at 1/10000 dilution
Predicted band size: 50 kDa
Observed band size: 50 kDa



Immunohistochemistry of paraffin-embedded human kidney tissue using CSB-PA05805A0Rb at dilution of 1:100



Immunohistochemistry of paraffin-embedded human brain tissue using CSB-PA05805A0Rb at dilution of 1:100



Immunofluorescent analysis of Hela cells using CSB-PA05805A0Rb at dilution of 1:100 and Alexa Fluor 488-conjugated AffiniPure Goat Anti-Rabbit IgG(H+L)