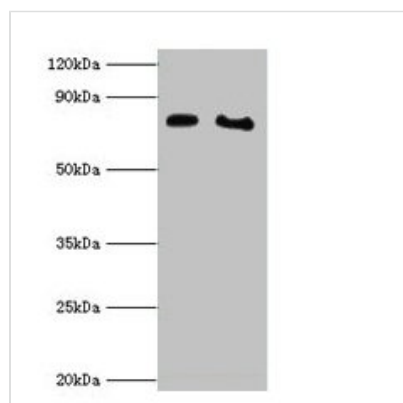




POR Antibody

Product Code	CSB-PA06275A0Rb
Storage	Upon receipt, store at -20°C or -80°C. Avoid repeated freeze.
Uniprot No.	P16435
Immunogen	Recombinant Human NADPH--cytochrome P450 reductase protein (2-671AA)
Raised In	Rabbit
Species Reactivity	Human
Tested Applications	ELISA, WB, IHC; Recommended dilution: WB:1:1000-1:5000, IHC:1:20-1:200
Form	Liquid
Conjugate	Non-conjugated
Storage Buffer	Preservative: 0.03% Proclin 300 Constituents: 50% Glycerol, 0.01M PBS, PH 7.4
Purification Method	>95%, Protein G purified
Isotype	IgG
Clonality	Polyclonal
Alias	NADPH--cytochrome P450 reductase (CPR) (P450R) (EC 1.6.2.4), POR, CYPOR
Immunogen Species	Homo sapiens (Human)
Research Area	Cardiovascular
Target Names	POR

Image



Western blot

All lanes: POR antibody at 2µg/ml

Lane 1: K562 whole cell lysate

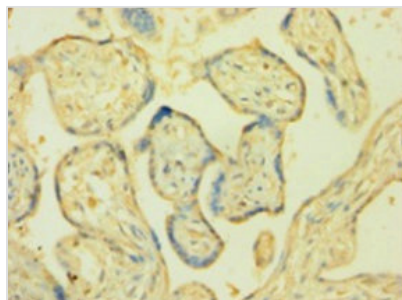
Lane 2: A431 whole cell lysate

Secondary

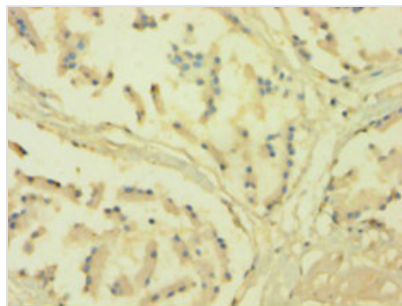
Goat polyclonal to rabbit IgG at 1/10000 dilution

Predicted band size: 77 kDa

Observed band size: 77 kDa



Immunohistochemistry of paraffin-embedded human placenta tissue using CSB-PA06275A0Rb at dilution of 1:100



Immunohistochemistry of paraffin-embedded human prostate tissue using CSB-PA06275A0Rb at dilution of 1:100