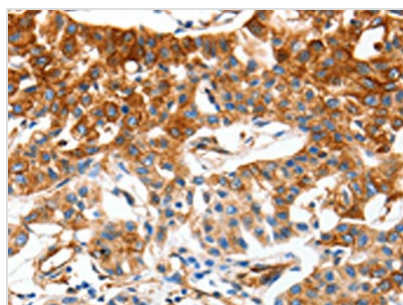




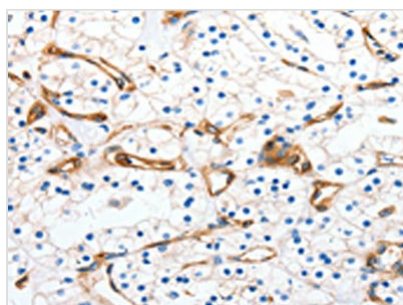
MCAM Antibody

Product Code	CSB-PA066991
Storage	Upon receipt, store at -20°C or -80°C. Avoid repeated freeze.
Uniprot No.	P43121
Immunogen	Synthetic peptide of Human MCAM
Raised In	Rabbit
Species Reactivity	Human
Tested Applications	ELISA,WB,IHC;ELISA:1:2000-1:5000,WB:1:500-1:2000,IHC:1:50-1:200
Form	Liquid
Conjugate	Non-conjugated
Storage Buffer	-20°C, pH7.4 PBS, 0.05% NaN ₃ , 40% Glycerol
Purification Method	Antigen affinity purification
Isotype	IgG
Immunogen Species	Homo sapiens (Human)
Target Names	MCAM


Image



The image on the left is immunohistochemistry of paraffin-embedded Human lung cancer tissue using CSB-PA066991(MCAM Antibody) at dilution 1/50, on the right is treated with synthetic peptide. (Original magnification: x200)



The image on the left is immunohistochemistry of paraffin-embedded Human renal cancer tissue using CSB-PA066991(MCAM Antibody) at dilution 1/50, on the right is treated with synthetic peptide. (Original magnification: x200)



Gel: 8%SDS-PAGE, Lysate: 40 μ g, Lane:
Human leiomyosarcoma tissue, Primary
antibody: CSB-PA066991(MCAM Antibody) at
dilution 1/850, Secondary antibody: Goat anti
rabbit IgG at 1/8000 dilution, Exposure time: 10
seconds