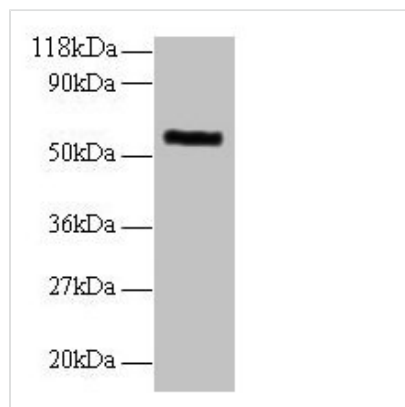




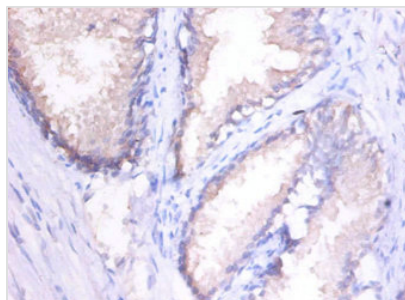
MMP1 Antibody

Product Code	CSB-PA07009A0Rb
Storage	Upon receipt, store at -20°C or -80°C. Avoid repeated freeze.
Uniprot No.	P03956
Immunogen	Recombinant Human Interstitial collagenase protein (101-469AA)
Raised In	Rabbit
Species Reactivity	Human
Tested Applications	ELISA, WB, IHC; Recommended dilution: WB:1:1000-1:5000, IHC:1:20-1:200
Form	Liquid
Conjugate	Non-conjugated
Storage Buffer	Preservative: 0.03% Proclin 300 Constituents: 50% Glycerol, 0.01M PBS, PH 7.4
Purification Method	>95%, Protein G purified
Isotype	IgG
Clonality	Polyclonal
Alias	Interstitial collagenase (EC 3.4.24.7) (Fibroblast collagenase) (Matrix metalloproteinase-1) (MMP-1) [Cleaved into: 22 kDa interstitial collagenase; 27 kDa interstitial collagenase], MMP1, CLG
Immunogen Species	Homo sapiens (Human)
Research Area	Cardiovascular
Target Names	MMP1

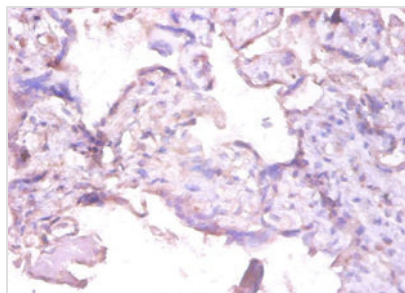
Image



Western blot
All lanes: MMP1 antibody at 2µg/ml + 293T whole cell lysate
Secondary
Goat polyclonal to rabbit IgG at 1/10000 dilution
Predicted band size: 55 kDa
Observed band size: 55 kDa



Immunohistochemistry of paraffin-embedded human spleen tissue using CSB-PA07009A0Rb at dilution of 1:100



Immunohistochemistry of paraffin-embedded human placenta tissue using CSB-PA07009A0Rb at dilution of 1:100