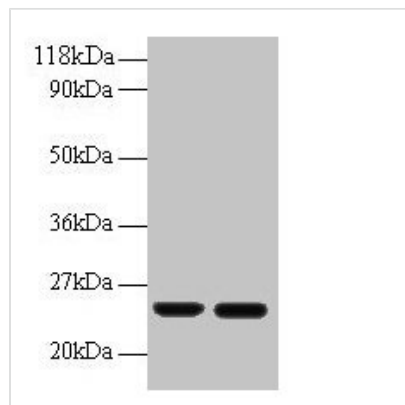




RBP4 Antibody

Product Code	CSB-PA07057A0Rb
Storage	Upon receipt, store at -20°C or -80°C. Avoid repeated freeze.
Uniprot No.	P02753
Immunogen	Recombinant Human Retinol-binding protein 4 protein (19-201AA)
Raised In	Rabbit
Species Reactivity	Human
Tested Applications	ELISA, WB, IHC; Recommended dilution: WB:1:1000-1:5000, IHC:1:20-1:200
Form	Liquid
Conjugate	Non-conjugated
Storage Buffer	Preservative: 0.03% Proclin 300 Constituents: 50% Glycerol, 0.01M PBS, PH 7.4
Purification Method	>95%, Protein G purified
Isotype	IgG
Clonality	Polyclonal
Alias	Retinol-binding protein 4 (Plasma retinol-binding protein) (PRBP) (RBP) [Cleaved into: Plasma retinol-binding protein(1-182); Plasma retinol-binding protein(1-181); Plasma retinol-binding protein(1-179); Plasma retinol-binding protein(1-176)], RBP4
Immunogen Species	Homo sapiens (Human)
Research Area	Cardiovascular
Target Names	RBP4

Image



Western blot

All lanes: RBP4 antibody at 2µg/ml

Lane 1: Human positive serum at 1: 10

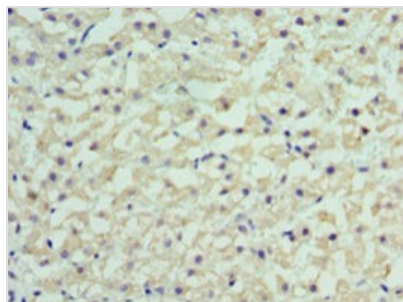
Lane 2: Human positive serum at 1: 100

Secondary

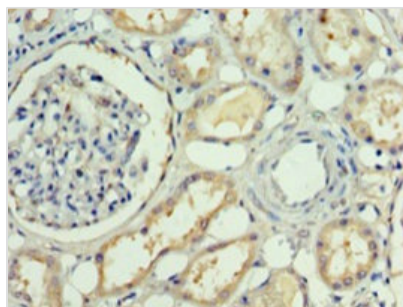
Goat polyclonal to rabbit IgG at 1/50000 dilution

Predicted band size: 24 kDa

Observed band size: 24 kDa



Immunohistochemistry of paraffin-embedded human liver cancer using CSB-PA07057A0Rb at dilution of 1:100



Immunohistochemistry of paraffin-embedded human kidney tissue using CSB-PA07057A0Rb at dilution of 1:100