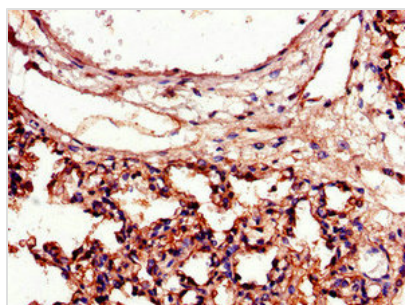




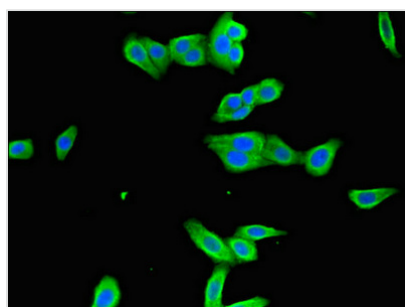
ICAM1 Antibody

Product Code	CSB-PA07149A0Rb
Storage	Upon receipt, store at -20°C or -80°C. Avoid repeated freeze.
Uniprot No.	P05362
Immunogen	Recombinant Human Intercellular adhesion molecule 1 protein (320-480AA)
Raised In	Rabbit
Species Reactivity	Human, Rat
Tested Applications	ELISA, WB, IHC, IF; Recommended dilution: WB:1:200-1:5000, IHC:1:20-1:200, IF:1:50-1:200
Form	Liquid
Conjugate	Non-conjugated
Storage Buffer	Preservative: 0.03% Proclin 300 Constituents: 50% Glycerol, 0.01M PBS, PH 7.4
Purification Method	>95%, Protein G purified
Isotype	IgG
Clonality	Polyclonal
Alias	Intercellular adhesion molecule 1 (ICAM-1) (Major group rhinovirus receptor) (CD antigen CD54), ICAM1
Immunogen Species	Homo sapiens (Human)
Research Area	Immunology
Target Names	ICAM1

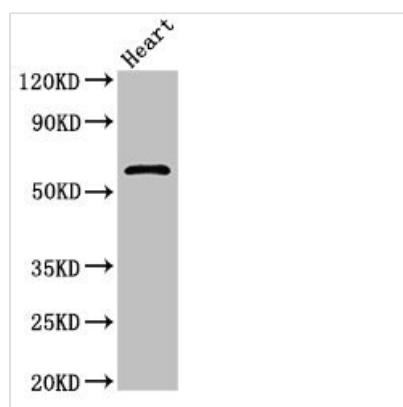
Image



Immunohistochemistry of paraffin-embedded human lung tissue using CSB-PA07149A0Rb at dilution of 1:100



Immunofluorescent analysis of HepG2 cells using CSB-PA07149A0Rb at dilution of 1:100 and Alexa Fluor 488-conjugated AffiniPure Goat Anti-Rabbit IgG(H+L)



Western Blot

Positive WB detected in: Rat heart tissue

All lanes: ICAM1 antibody at 2.4μg/ml

Secondary

Goat polyclonal to rabbit IgG at 1/50000 dilution

Predicted band size: 58 kDa

Observed band size: 58 kDa