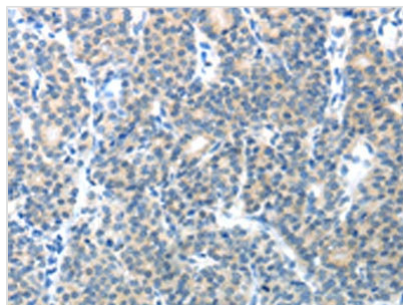




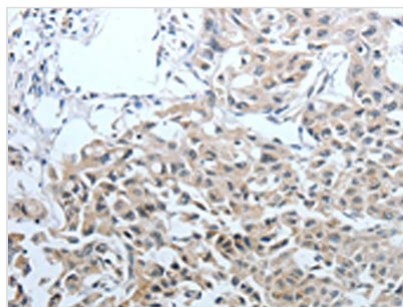
CEACAM1 Antibody

Product Code	CSB-PA088258
Storage	Upon receipt, store at -20°C or -80°C. Avoid repeated freeze.
Uniprot No.	P13688
Immunogen	Fusion protein of Human CEACAM1
Raised In	Rabbit
Species Reactivity	Human
Tested Applications	ELISA, WB, IHC; ELISA: 1:1000-1:5000, WB: 1:500-1:2000, IHC: 1:15-1:50
Form	Liquid
Conjugate	Non-conjugated
Storage Buffer	-20°C, pH7.4 PBS, 0.05% NaN ₃ , 40% Glycerol
Purification Method	Antigen affinity purification
Isotype	IgG
Alias	carcinoembryonic antigen-related cell adhesion molecule 1 (biliary glycoprotein)
Immunogen Species	Homo sapiens (Human)
Target Names	CEACAM1


Image



The image on the left is immunohistochemistry of paraffin-embedded Human thyroid cancer tissue using CSB-PA088258(CEACAM1 Antibody) at dilution 1/25, on the right is treated with fusion protein. (Original magnification: x200)



The image on the left is immunohistochemistry of paraffin-embedded Human lung cancer tissue using CSB-PA088258(CEACAM1 Antibody) at dilution 1/25, on the right is treated with fusion protein. (Original magnification: x200)



Gel: 10%SDS-PAGE, Lysate: 60 μ g, Lane 1-2:
 Human liver cancer tissue, Human bladder
 carcinoma tissue, Primary antibody: CSB-
 PA088258(CEACAM1 Antibody) at dilution
 1/400, Secondary antibody: Goat anti rabbit IgG
 at 1/8000 dilution, Exposure time: 2 minutes