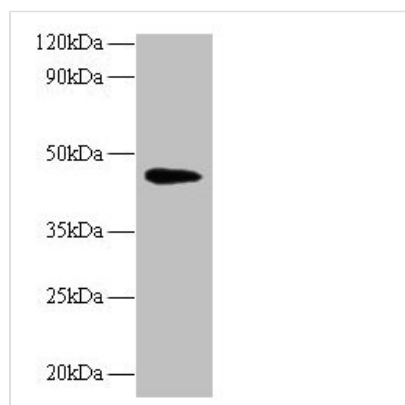




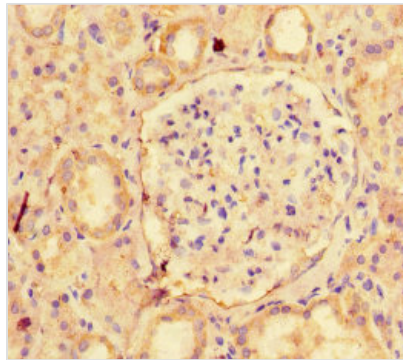
NAPSA Antibody

Product Code	CSB-PA11529A0Rb
Storage	Upon receipt, store at -20°C or -80°C. Avoid repeated freeze.
Uniprot No.	O96009
Immunogen	Recombinant Human Napsin-A protein (64-420AA)
Raised In	Rabbit
Species Reactivity	Human, Mouse
Tested Applications	ELISA, WB, IHC; Recommended dilution: WB:1:1000-1:5000, IHC:1:20-1:200
Form	Liquid
Conjugate	Non-conjugated
Storage Buffer	Preservative: 0.03% Proclin 300 Constituents: 50% Glycerol, 0.01M PBS, PH 7.4
Purification Method	>95%, Protein G purified
Isotype	IgG
Clonality	Polyclonal
Alias	Napsin-A (EC 3.4.23.-) (Aspartyl protease 4) (ASP4) (Asp 4) (Napsin-1) (TA01/TA02), NAPSA, NAP1 NAPA
Immunogen Species	Homo sapiens (Human)
Research Area	Tags & Cell Markers
Target Names	NAPSA

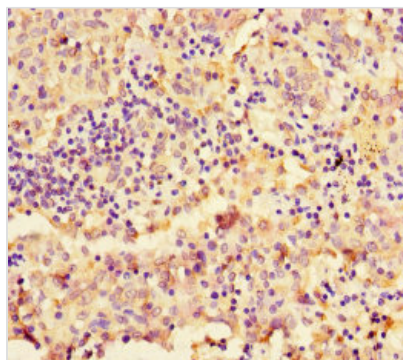
Image



Western blot
All lanes: NAPSA antibody at 2µg/ml + Mouse kidney tissue
Secondary
Goat polyclonal to rabbit IgG at 1/10000 dilution
Predicted band size: 46 kDa
Observed band size: 46 kDa



Immunohistochemistry of paraffin-embedded human kidney tissue using CSB-PA11529A0Rb at dilution of 1:100



Immunohistochemistry of paraffin-embedded human lung cancer using CSB-PA11529A0Rb at dilution of 1:100