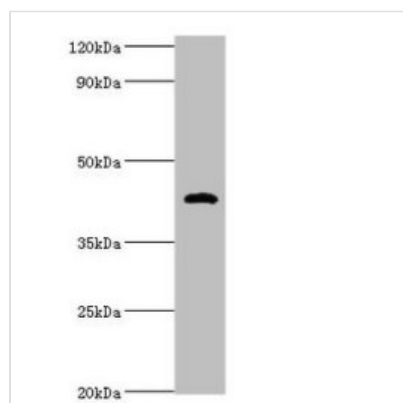




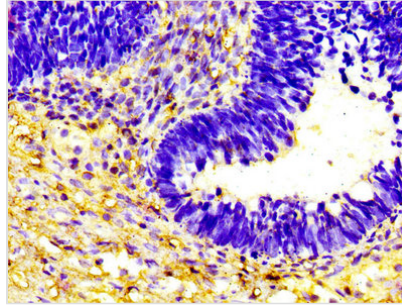
# HP Antibody

<b>Product Code</b>	CSB-PA14609A0Rb
<b>Storage</b>	Upon receipt, store at -20°C or -80°C. Avoid repeated freeze.
<b>Uniprot No.</b>	P00738
<b>Immunogen</b>	Recombinant Human Haptoglobin protein (19-406AA)
<b>Raised In</b>	Rabbit
<b>Species Reactivity</b>	Human, Mouse
<b>Tested Applications</b>	ELISA, WB, IHC; Recommended dilution: WB:1:1000-1:5000, IHC:1:500-1:1000
<b>Form</b>	Liquid
<b>Conjugate</b>	Non-conjugated
<b>Storage Buffer</b>	Preservative: 0.03% Proclin 300 Constituents: 50% Glycerol, 0.01M PBS, PH 7.4
<b>Purification Method</b>	>95%, Protein G purified
<b>Isotype</b>	IgG
<b>Clonality</b>	Polyclonal
<b>Alias</b>	Haptoglobin (Zonulin) [Cleaved into: Haptoglobin alpha chain; Haptoglobin beta chain], HP
<b>Immunogen Species</b>	Homo sapiens (Human)
<b>Research Area</b>	Cardiovascular
<b>Target Names</b>	HP

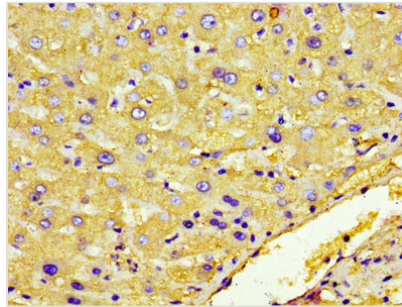
## Image



Western blot  
All lanes: HP antibody at 2µg/ml + Mouse stomach tissue  
Secondary  
Goat polyclonal to rabbit IgG at 1/10000 dilution  
Predicted band size: 46, 39 kDa  
Observed band size: 46 kDa



IHC image of CSB-PA14609A0Rb diluted at 1:600 and staining in paraffin-embedded human ovarian cancer performed on a Leica Bond<sup>TM</sup> system. After dewaxing and hydration, antigen retrieval was mediated by high pressure in a citrate buffer (pH 6.0). Section was blocked with 10% normal goat serum 30min at RT. Then primary antibody (1% BSA) was incubated at 4°C overnight. The primary is detected by a biotinylated secondary antibody and visualized using an HRP conjugated SP system.



IHC image of CSB-PA14609A0Rb diluted at 1:600 and staining in paraffin-embedded human liver tissue performed on a Leica Bond<sup>TM</sup> system. After dewaxing and hydration, antigen retrieval was mediated by high pressure in a citrate buffer (pH 6.0). Section was blocked with 10% normal goat serum 30min at RT. Then primary antibody (1% BSA) was incubated at 4°C overnight. The primary is detected by a biotinylated secondary antibody and visualized using an HRP conjugated ABC system.