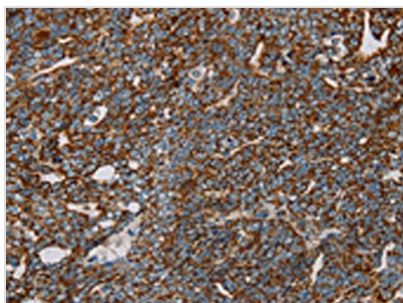




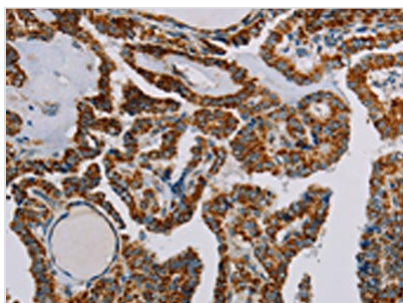
NDUFS3 Antibody

Product Code	CSB-PA197280
Storage	Upon receipt, store at -20°C or -80°C. Avoid repeated freeze.
Uniprot No.	O75489
Immunogen	Fusion protein of Human NDUFS3
Raised In	Rabbit
Species Reactivity	Human,Mouse
Tested Applications	ELISA,WB,IHC;ELISA:1:2000-1:5000,WB:1:500-1:2000,IHC:1:50-1:200
Form	Liquid
Conjugate	Non-conjugated
Storage Buffer	-20°C, pH7.4 PBS, 0.05% NaN ₃ , 40% Glycerol
Purification Method	Antigen affinity purification
Isotype	IgG
Immunogen Species	Homo sapiens (Human)
Target Names	NDUFS3

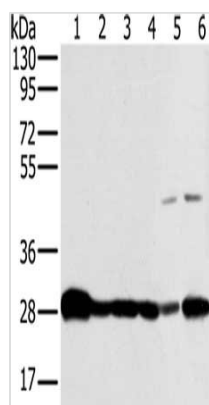
Image



The image on the left is immunohistochemistry of paraffin-embedded Human cervical cancer tissue using CSB-PA197280(NDUFS3 Antibody) at dilution 1/30, on the right is treated with fusion protein. (Original magnification: x200)



The image on the left is immunohistochemistry of paraffin-embedded Human thyroid cancer tissue using CSB-PA197280(NDUFS3 Antibody) at dilution 1/30, on the right is treated with fusion protein. (Original magnification: x200)



Gel: 8%SDS-PAGE, Lysate: 40 μ g, Lane 1-6:
 Mouse brain tissue, human fetal brain tissue,
 hela cells, Raw264.7 cells, NIH/3T3 cells, 293T
 cells, Primary antibody: CSB-
 PA197280(NDUFS3 Antibody) at dilution 1/300,
 Secondary antibody: Goat anti rabbit IgG at
 1/8000 dilution, Exposure time: 5 seconds