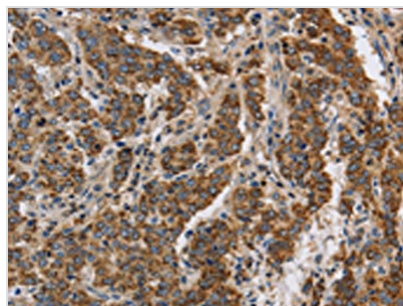




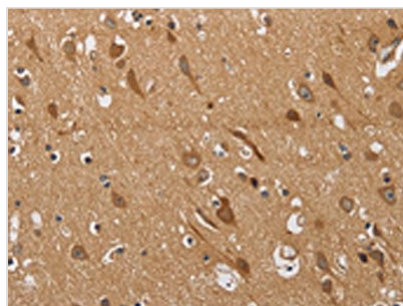
KCNQ4 Antibody

Product Code	CSB-PA320879
Storage	Upon receipt, store at -20°C or -80°C. Avoid repeated freeze.
Uniprot No.	P56696
Immunogen	Synthetic peptide of Human KCNQ4
Raised In	Rabbit
Species Reactivity	Human,Mouse
Tested Applications	ELISA,WB,IHC;ELISA:1:1000-1:2000,WB:1:200-1:1000,IHC:1:50-1:200
Form	Liquid
Conjugate	Non-conjugated
Storage Buffer	-20°C, pH7.4 PBS, 0.05% NaN ₃ , 40% Glycerol
Purification Method	Antigen affinity purification
Isotype	IgG
Immunogen Species	Homo sapiens (Human)
Target Names	KCNQ4

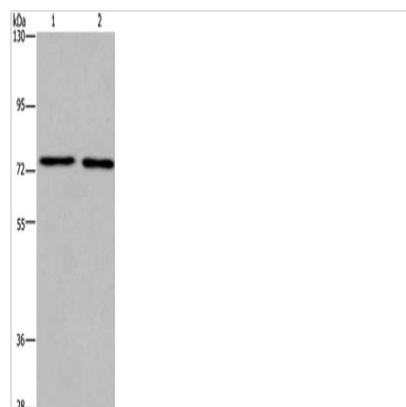
Image



The image on the left is immunohistochemistry of paraffin-embedded Human liver cancer tissue using CSB-PA320879(KCNQ4 Antibody) at dilution 1/40, on the right is treated with synthetic peptide. (Original magnification: x200)



The image on the left is immunohistochemistry of paraffin-embedded Human brain tissue using CSB-PA320879(KCNQ4 Antibody) at dilution 1/40, on the right is treated with synthetic peptide. (Original magnification: x200)



Gel: 6%SDS-PAGE, Lysate: 40 μ g, Lane 1-2:
Human fetal brain tissue, mouse brain tissue,
Primary antibody: CSB-PA320879(KCNQ4
Antibody) at dilution 1/200, Secondary antibody:
Goat anti rabbit IgG at 1/8000 dilution, Exposure
time: 7 minutes