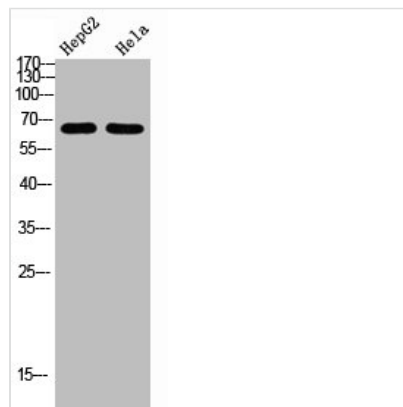




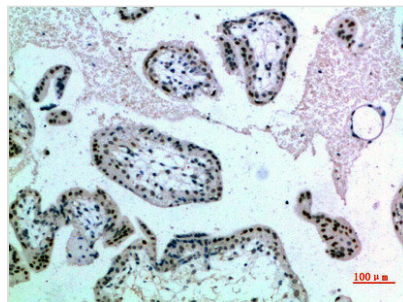
NOP56 Antibody

Product Code	CSB-PA384993
Storage	Upon receipt, store at -20°C or -80°C. Avoid repeated freeze.
Uniprot No.	O00567
Immunogen	Synthesized peptide derived from NOP56 at AA range: 191-240
Raised In	Rabbit
Species Reactivity	Human,Mouse,Rat
Tested Applications	WB,ELISA;WB:1:500-2000,ELISA:1:10000-20000
Form	Liquid
Conjugate	Non-conjugated
Storage Buffer	Liquid in PBS containing 50% glycerol, 0.5% BSA and 0.02% sodium azide.
Purification Method	The antibody was affinity-purified from rabbit antiserum by affinity-chromatography using epitope-specific immunogen.
Alias	Nucleolar protein 56 (Nucleolar protein 5A)
Immunogen Species	Homo sapiens (Human)
Target Names	NOP56

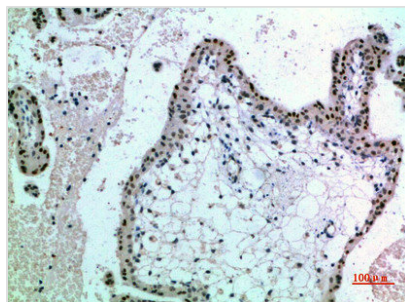
Image



Western Blot analysis of HEPG2 HeLa cells using NOP56 Polyclonal Antibody diluted at 1:1000. Secondary antibody was diluted at 1:20000



Immunohistochemical analysis of paraffin-embedded human-placenta, antibody was diluted at 1:200



Immunohistochemical analysis of paraffin-embedded human-placenta, antibody was diluted at 1:200