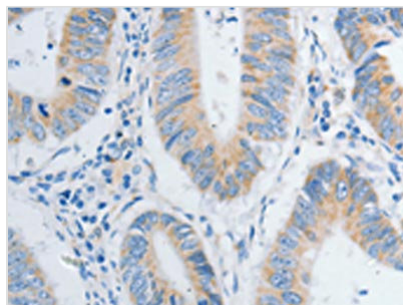




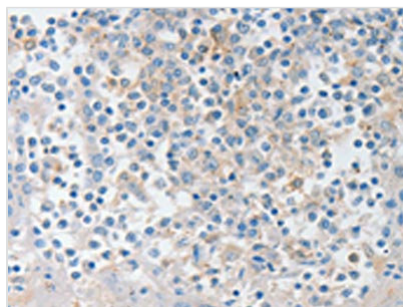
NTF4 Antibody

Product Code	CSB-PA418151
Storage	Upon receipt, store at -20°C or -80°C. Avoid repeated freeze.
Uniprot No.	P34130
Immunogen	Fusion protein of Human NTF4
Raised In	Rabbit
Species Reactivity	Human,Mouse,Rat
Tested Applications	ELISA,WB,IHC;ELISA:1:2000-1:5000,WB:1:500-1:2000,IHC:1:10-1:50
Form	Liquid
Conjugate	Non-conjugated
Storage Buffer	-20°C, pH7.4 PBS, 0.05% NaN ₃ , 40% Glycerol
Purification Method	Antigen affinity purification
Isotype	IgG
Alias	neurotrophin 4
Immunogen Species	Homo sapiens (Human)
Target Names	NTF4


Image



The image on the left is immunohistochemistry of paraffin-embedded Human colon cancer tissue using CSB-PA418151(NTF4 Antibody) at dilution 1/20, on the right is treated with fusion protein. (Original magnification: ×200)



The image on the left is immunohistochemistry of paraffin-embedded Human tonsil tissue using CSB-PA418151(NTF4 Antibody) at dilution 1/20, on the right is treated with fusion protein. (Original magnification: ×200)



Gel: 12%SDS-PAGE, Lysate: 40 μ g, Lane: 231 cells, Primary antibody: CSB-PA418151(NTF4 Antibody) at dilution 1/300, Secondary antibody: Goat anti rabbit IgG at 1/8000 dilution, Exposure time: 2 minutes