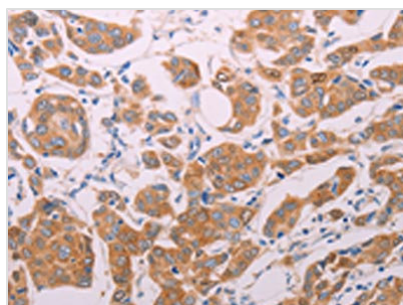




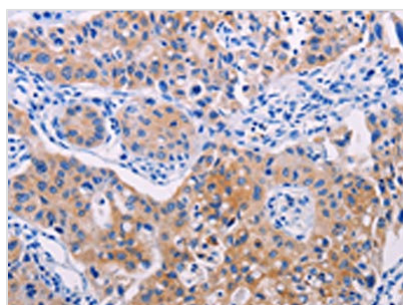
AGT Antibody

Product Code	CSB-PA446811
Storage	Upon receipt, store at -20°C or -80°C. Avoid repeated freeze.
Uniprot No.	P01019
Immunogen	Synthetic peptide of Human AGT
Raised In	Rabbit
Species Reactivity	Human,Mouse,Rat
Tested Applications	ELISA,WB,IHC;ELISA:1:2000-1:5000,WB:1:500-1:2000,IHC:1:25-1:100
Form	Liquid
Conjugate	Non-conjugated
Storage Buffer	-20°C, pH7.4 PBS, 0.05% NaN ₃ , 40% Glycerol
Purification Method	Antigen affinity purification
Isotype	IgG
Immunogen Species	Homo sapiens (Human)
Target Names	AGT


Image



The image on the left is immunohistochemistry of paraffin-embedded Human breast cancer tissue using CSB-PA446811 (AGT Antibody) at dilution 1/30, on the right is treated with synthetic peptide. (Original magnification: x200)



The image on the left is immunohistochemistry of paraffin-embedded Human lung cancer tissue using CSB-PA446811 (AGT Antibody) at dilution 1/30, on the right is treated with synthetic peptide. (Original magnification: x200)



Gel: 10%SDS-PAGE, Lysate: 40 μ g, Lane:
Human liver cancer tissue, Primary antibody:
CSB-PA446811 (AGT Antibody) at dilution 1/700,
Secondary antibody: Goat anti rabbit IgG at
1/8000 dilution, Exposure time: 5 minutes