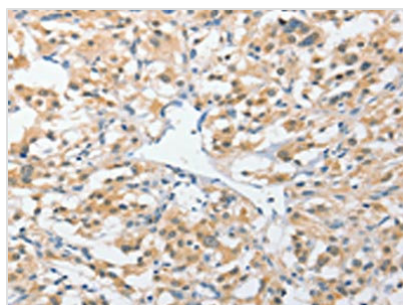




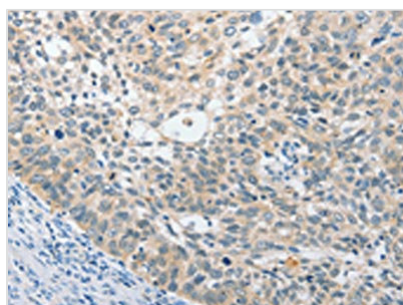
UCHL5 Antibody

Product Code	CSB-PA561195
Storage	Upon receipt, store at -20°C or -80°C. Avoid repeated freeze.
Uniprot No.	Q9Y5K5
Immunogen	Fusion protein of Human UCHL5
Raised In	Rabbit
Species Reactivity	Human,Mouse
Tested Applications	ELISA,WB,IHC;ELISA:1:1000-1:2000,WB:1:200-1:1000,IHC:1:25-1:100
Form	Liquid
Conjugate	Non-conjugated
Storage Buffer	-20°C, pH7.4 PBS, 0.05% NaN ₃ , 40% Glycerol
Purification Method	Antigen affinity purification
Isotype	IgG
Immunogen Species	Homo sapiens (Human)
Target Names	UCHL5


Image



The image on the left is immunohistochemistry of paraffin-embedded Human thyroid cancer tissue using CSB-PA561195(UCHL5 Antibody) at dilution 1/25, on the right is treated with fusion protein. (Original magnification: ×200)



The image on the left is immunohistochemistry of paraffin-embedded Human cervical cancer tissue using CSB-PA561195(UCHL5 Antibody) at dilution 1/25, on the right is treated with fusion protein. (Original magnification: ×200)



Gel: 12%SDS-PAGE, Lysate: 40 μ g, Lane 1-2:
Human fetal kidney tissue, 293T cells, Primary
antibody: CSB-PA561195(UCHL5 Antibody) at
dilution 1/250, Secondary antibody: Goat anti
rabbit IgG at 1/8000 dilution, Exposure time: 15
seconds