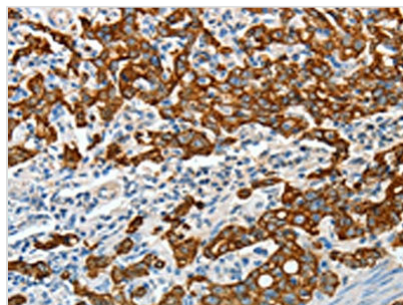




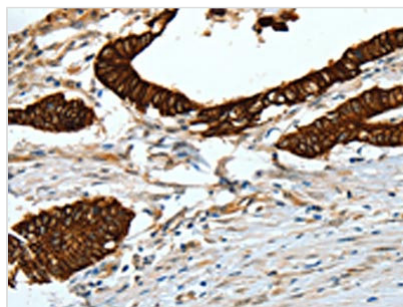
KRT18 Antibody

Product Code	CSB-PA594188
Storage	Upon receipt, store at -20°C or -80°C. Avoid repeated freeze.
Uniprot No.	P05783
Immunogen	Fusion protein of Human KRT18
Raised In	Rabbit
Species Reactivity	Human,Mouse,Rat
Tested Applications	ELISA,WB,IHC;ELISA:1:1000-1:2000,WB:1:200-1:1000,IHC:1:50-1:200
Form	Liquid
Conjugate	Non-conjugated
Storage Buffer	-20°C, pH7.4 PBS, 0.05% NaN ₃ , 40% Glycerol
Purification Method	Antigen affinity purification
Isotype	IgG
Alias	keratin 18, type I
Immunogen Species	Homo sapiens (Human)
Target Names	KRT18

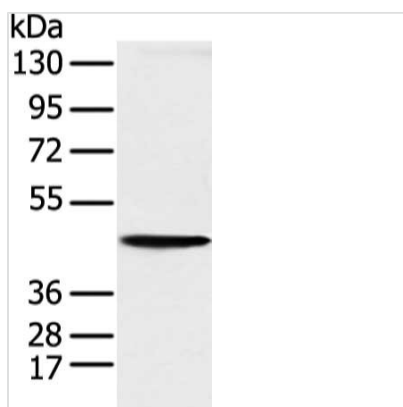
Image



The image on the left is immunohistochemistry of paraffin-embedded Human gastric cancer tissue using CSB-PA594188(KRT18 Antibody) at dilution 1/50, on the right is treated with fusion protein. (Original magnification: X200)



The image on the left is immunohistochemistry of paraffin-embedded Human colon cancer tissue using CSB-PA594188(KRT18 Antibody) at dilution 1/50, on the right is treated with fusion protein. (Original magnification: X200)



Gel: 8%SDS-PAGE, Lysate: 40μg, Lane: K562 cell, Primary antibody: CSB-PA594188(KRT18 Antibody) at dilution 1/200 dilution, Secondary antibody: Goat anti rabbit IgG at 1/8000 dilution, Exposure time: 5 seconds