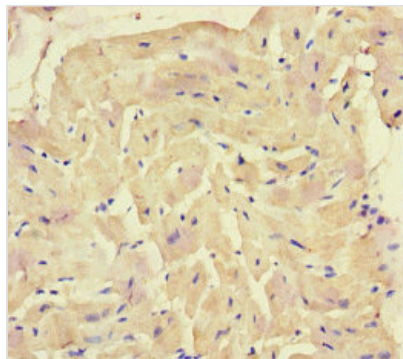




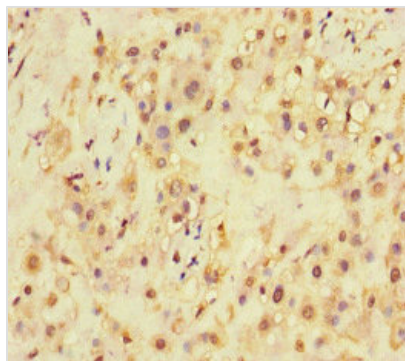
SQSTM1 Antibody

Product Code	CSB-PA615696LA01HU
Storage	Upon receipt, store at -20°C or -80°C. Avoid repeated freeze.
Uniprot No.	Q13501
Immunogen	Recombinant Human Sequestosome-1 protein (16-310AA)
Raised In	Rabbit
Species Reactivity	Human
Tested Applications	ELISA, IHC, IF, IP; Recommended dilution: IHC:1:20-1:200, IF:1:50-1:500, IP:1:200-1:2000
Form	Liquid
Conjugate	Non-conjugated
Storage Buffer	Preservative: 0.03% Proclin 300 Constituents: 50% Glycerol, 0.01M PBS, PH 7.4
Purification Method	>95%, Protein G purified
Isotype	IgG
Clonality	Polyclonal
Alias	Sequestosome-1 (EBI3-associated protein of 60 kDa) (EBIAP) (p60) (Phosphotyrosine-independent ligand for the Lck SH2 domain of 62 kDa) (Ubiquitin-binding protein p62), SQSTM1, ORCA OSIL
Immunogen Species	Homo sapiens (Human)
Research Area	Signal Transduction
Target Names	SQSTM1

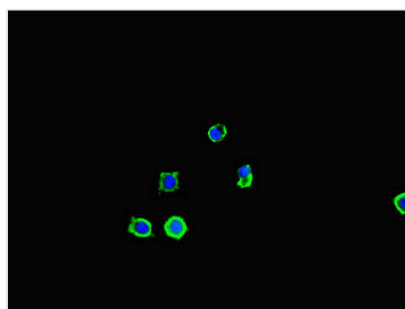
Image



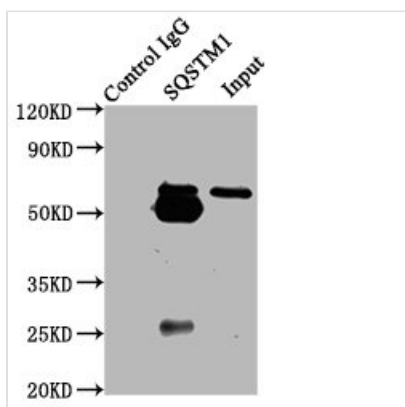
Immunohistochemistry of paraffin-embedded human heart tissue using CSB-PA615696LA01HU at dilution of 1:100



Immunohistochemistry of paraffin-embedded human placenta tissue using CSB-PA615696LA01HU at dilution of 1:100



Immunofluorescent analysis of MCF-7 cells using CSB-PA615696LA01HU at dilution of 1:100 and Alexa Fluor 488-conjugated AffiniPure Goat Anti-Rabbit IgG(H+L)



Immunoprecipitating SQSTM1 in HeLa whole cell lysate

Lane 1: Rabbit control IgG (1 μ g) instead of CSB-PA615696LA01HU in HeLa whole cell lysate. For western blotting, a HRP-conjugated Protein G antibody was used as the secondary antibody (1/2000)

Lane 2: CSB-PA615696LA01HU (6 μ g) + HeLa whole cell lysate (500 μ g)

Lane 3: HeLa whole cell lysate (10 μ g)