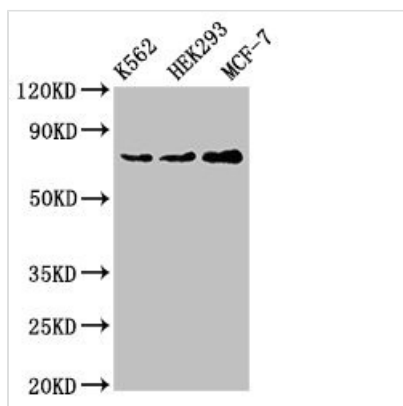




RALBP1 Antibody

Product Code	CSB-PA618981LA01HU
Storage	Upon receipt, store at -20°C or -80°C. Avoid repeated freeze.
Uniprot No.	Q15311
Immunogen	Recombinant Human RaIA-binding protein 1 protein (6-105AA)
Raised In	Rabbit
Species Reactivity	Human
Tested Applications	ELISA, WB, IHC, IF; Recommended dilution: WB:1:500-1:5000, IHC:1:20-1:200, IF:1:50-1:200
Form	Liquid
Conjugate	Non-conjugated
Storage Buffer	Preservative: 0.03% Proclin 300 Constituents: 50% Glycerol, 0.01M PBS, pH 7.4
Purification Method	>95%, Protein G purified
Isotype	IgG
Clonality	Polyclonal
Alias	RaIA-binding protein 1 (RalBP1) (76 kDa Ral-interacting protein) (Dinitrophenyl S-glutathione ATPase) (DNP-SG ATPase) (Ral-interacting protein 1), RALBP1, RLIP1 RLIP76
Immunogen Species	Homo sapiens (Human)
Research Area	Cell Biology
Target Names	RALBP1

Image



Western Blot

Positive WB detected in: K562 whole cell lysate, HEK293 whole cell lysate, MCF-7 whole cell lysate

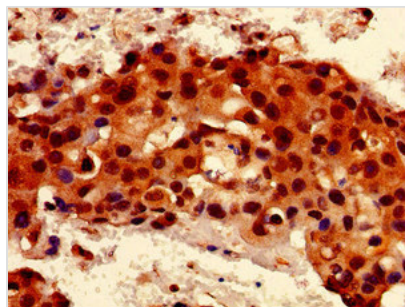
All lanes: RALBP1 antibody at 4µg/ml

Secondary

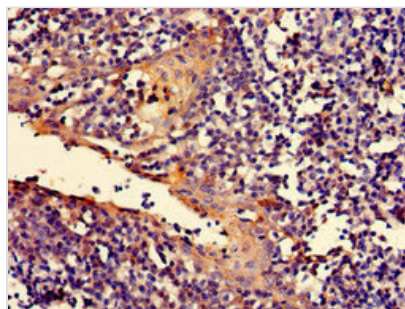
Goat polyclonal to rabbit IgG at 1/50000 dilution

Predicted band size: 77 kDa

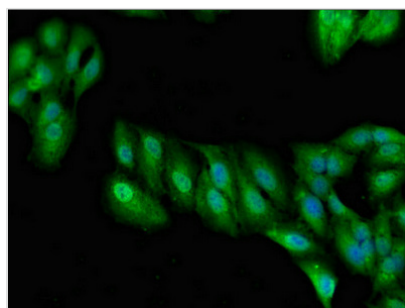
Observed band size: 77 kDa



Immunohistochemistry of paraffin-embedded human breast cancer using CSB-PA618981LA01HU at dilution of 1:100



Immunohistochemistry of paraffin-embedded human tonsil tissue using CSB-PA618981LA01HU at dilution of 1:100



Immunofluorescent analysis of HeLa cells using CSB-PA618981LA01HU at dilution of 1:100 and Alexa Fluor 488-conjugated AffiniPure Goat Anti-Rabbit IgG(H+L)