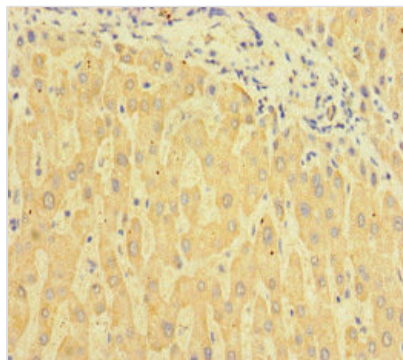




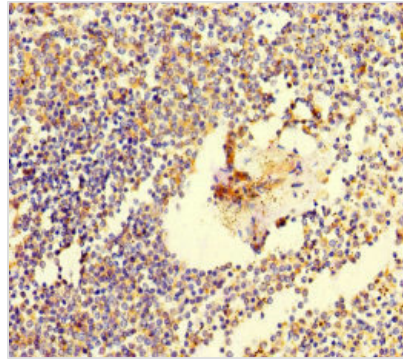
TSBP1 Antibody

Product Code	CSB-PA713105HA01HU
Storage	Upon receipt, store at -20°C or -80°C. Avoid repeated freeze.
Uniprot No.	Q5SRN2
Immunogen	Recombinant Human Testis-expressed basic protein 1 protein (239-476AA)
Raised In	Rabbit
Species Reactivity	Human, Mouse
Tested Applications	ELISA, WB, IHC, IF; Recommended dilution: WB:1:2000-1:5000, IHC:1:20-1:200, IF:1:50-1:200
Form	Liquid
Conjugate	Non-conjugated
Storage Buffer	Preservative: 0.03% Proclin 300 Constituents: 50% Glycerol, 0.01M PBS, PH 7.4
Purification Method	>95%, Protein G purified
Isotype	IgG
Clonality	Polyclonal
Alias	Uncharacterized protein C6orf10, C6orf10
Immunogen Species	Homo sapiens (Human)
Research Area	Cell Biology
Target Names	TSBP1

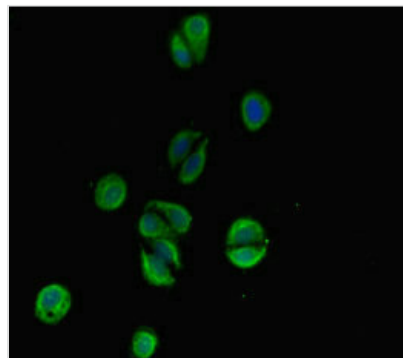
Image



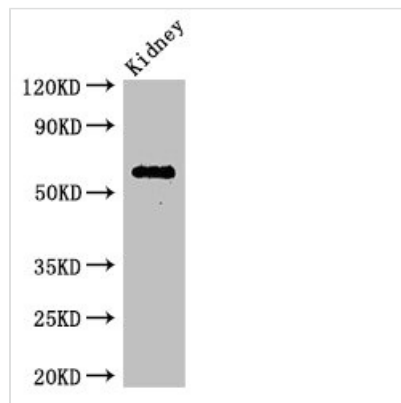
Immunohistochemistry of paraffin-embedded human liver tissue using CSB-PA713105HA01HU at dilution of 1:100



Immunohistochemistry of paraffin-embedded human spleen tissue using CSB-PA713105HA01HU at dilution of 1:100



Immunofluorescent analysis of HepG2 cells using CSB-PA713105HA01HU at dilution of 1:100 and Alexa Fluor 488-conjugated AffiniPure Goat Anti-Rabbit IgG(H+L)



Western Blot

Positive WB detected in: Mouse kidney tissue

All lanes: TSBP1 Antibody at 3.4μg/ml

Secondary

Goat polyclonal to rabbit IgG at 1/50000 dilution

Predicted band size: 62 kDa

Observed band size: 62 kDa