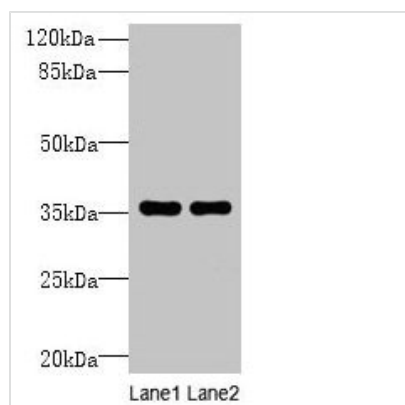




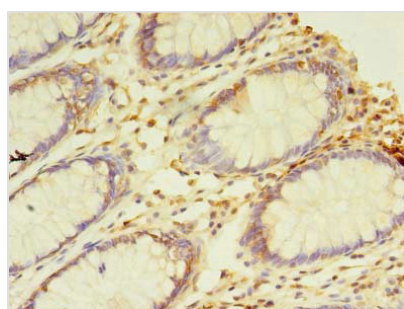
NAIF1 Antibody

Product Code	CSB-PA715122LA01HU
Storage	Upon receipt, store at -20°C or -80°C. Avoid repeated freeze.
Uniprot No.	Q69YI7
Immunogen	Recombinant Human Nuclear apoptosis-inducing factor 1 protein (1-172AA)
Raised In	Rabbit
Species Reactivity	Human, Mouse
Tested Applications	ELISA, WB, IHC; Recommended dilution: WB:1:500-1:2000, IHC:1:20-1:200
Form	Liquid
Conjugate	Non-conjugated
Storage Buffer	Preservative: 0.03% Proclin 300 Constituents: 50% Glycerol, 0.01M PBS, PH 7.4
Purification Method	>95%, Protein G purified
Isotype	IgG
Clonality	Polyclonal
Alias	Nuclear apoptosis-inducing factor 1, NAIF1, C9orf90
Immunogen Species	Homo sapiens (Human)
Research Area	Others
Target Names	NAIF1

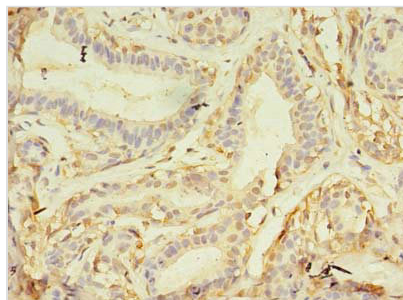
Image



Western blot
All lanes: NAIF1 antibody at 6µg/ml
Lane 1: Mouse brain tissue
Lane 2: Mouse heart tissue
Secondary
Goat polyclonal to rabbit IgG at 1/10000 dilution
Predicted band size: 36, 18 kDa
Observed band size: 36 kDa



Immunohistochemistry of paraffin-embedded human colon cancer using CSB-PA715122LA01HU at dilution of 1:100



Immunohistochemistry of paraffin-embedded human breast cancer using CSB-PA715122LA01HU at dilution of 1:100