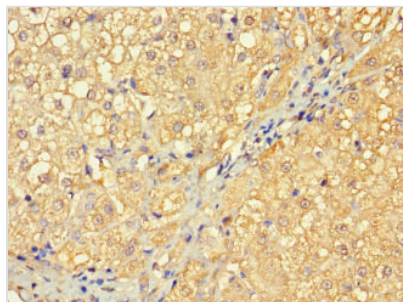




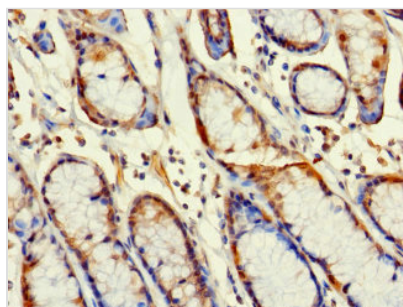
RABGAP1L Antibody

Product Code	CSB-PA732584LA01HU
Storage	Upon receipt, store at -20°C or -80°C. Avoid repeated freeze.
Uniprot No.	B7ZAP0
Immunogen	Recombinant Human Rab GTPase-activating protein 1-like, isoform 10 protein (11-262AA)
Raised In	Rabbit
Species Reactivity	Human, Mouse
Tested Applications	ELISA, WB, IHC; Recommended dilution: WB:1:2000-1:10000, IHC:1:20-1:200
Form	Liquid
Conjugate	Non-conjugated
Storage Buffer	Preservative: 0.03% Proclin 300 Constituents: 50% Glycerol, 0.01M PBS, PH 7.4
Purification Method	>95%, Protein G purified
Isotype	IgG
Clonality	Polyclonal
Alias	Rab GTPase-activating protein 1-like, isoform 10, RABGAP1L, HHL KIAA0471
Immunogen Species	Homo sapiens (Human)
Research Area	Others
Target Names	RABGAP1L

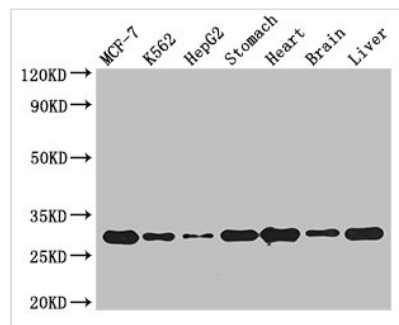
Image



Immunohistochemistry of paraffin-embedded human liver cancer using CSB-PA732584LA01HU at dilution of 1:100



Immunohistochemistry of paraffin-embedded human gastric cancer using CSB-PA732584LA01HU at dilution of 1:100



Western Blot

Positive WB detected in: MCF-7 whole cell lysate, K562 whole cell lysate, HepG2 whole cell lysate, Mouse stomach tissue, Mouse heart tissue, Mouse brain tissue, Mouse liver tissue

All lanes: RABGAP1L antibody at 3 μ g/ml

Secondary

Goat polyclonal to rabbit IgG at 1/50000 dilution

Predicted band size: 30, 93, 69, 95, 91, 44, 42, 43, 9 kDa

Observed band size: 30 kDa