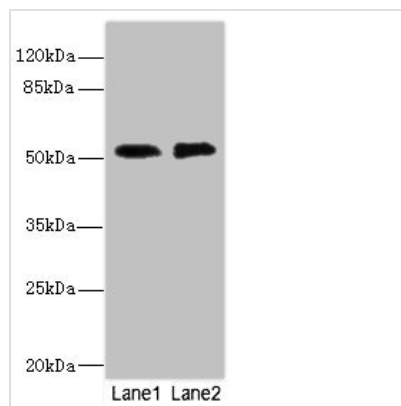




CIR1 Antibody

Product Code	CSB-PA773051DSR1HU
Storage	Upon receipt, store at -20°C or -80°C. Avoid repeated freeze.
Uniprot No.	Q86X95
Immunogen	Recombinant Human Corepressor interacting with RBPJ 1 protein (1-160AA)
Raised In	Rabbit
Species Reactivity	Human
Tested Applications	ELISA, WB, IHC; Recommended dilution: WB:1:1000-1:5000, IHC:1:20-1:200
Form	Liquid
Conjugate	Non-conjugated
Storage Buffer	PBS with 0.02% sodium azide, 50% glycerol, pH7.3.
Purification Method	Antigen Affinity Purified
Isotype	IgG
Clonality	Polyclonal
Alias	Corepressor interacting with RBPJ 1 (CBF1-interacting corepressor) (Recepin), CIR1, CIR
Immunogen Species	Homo sapiens (Human)
Research Area	Others
Target Names	CIR1

Image



Western blot

All lanes: TMD1 antibody at 2.84μg/ml

Lane 1: PC-3 whole cell lysate

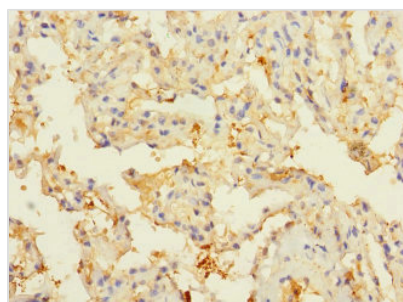
Lane 2: 293T whole cell lysate

Secondary

Goat polyclonal to rabbit IgG at 1/10000 dilution

Predicted band size: 53, 24 kDa

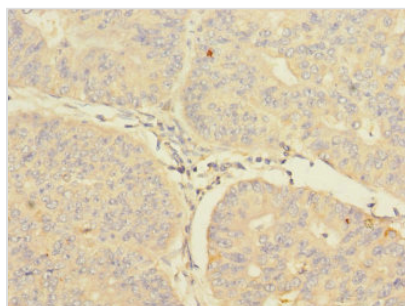
Observed band size: 53 kDa



Immunohistochemistry of paraffin-embedded

human lung tissue using CSB-

PA773051DSR1HU at dilution of 1:100



Immunohistochemistry of paraffin-embedded human endometrial cancer using CSB-PA773051DSR1HU at dilution of 1:100