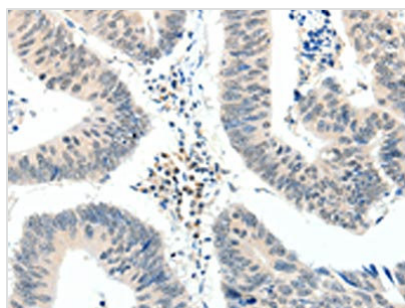




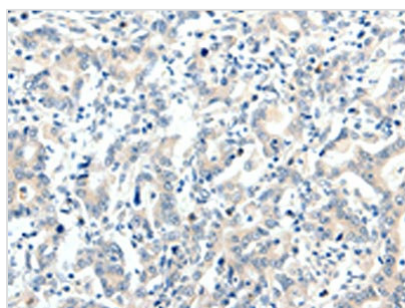
TRAF7 Antibody

Product Code	CSB-PA798721
Storage	Upon receipt, store at -20°C or -80°C. Avoid repeated freeze.
Uniprot No.	Q6Q0C0
Immunogen	Synthetic peptide of Human TRAF7
Raised In	Rabbit
Species Reactivity	Human
Tested Applications	ELISA, WB, IHC; ELISA: 1:1000-1:5000, WB: 1:200-1:1000, IHC: 1:15-1:50
Form	Liquid
Conjugate	Non-conjugated
Storage Buffer	-20°C, pH7.4 PBS, 0.05% NaN ₃ , 40% Glycerol
Purification Method	Antigen affinity purification
Isotype	IgG
Immunogen Species	Homo sapiens (Human)
Target Names	TRAF7


Image



The image on the left is immunohistochemistry of paraffin-embedded Human colon cancer tissue using CSB-PA798721 (TRAF7 Antibody) at dilution 1/20, on the right is treated with synthetic peptide. (Original magnification: x200)



The image on the left is immunohistochemistry of paraffin-embedded Human gastric cancer tissue using CSB-PA798721 (TRAF7 Antibody) at dilution 1/20, on the right is treated with synthetic peptide. (Original magnification: x200)



Gel: 8%SDS-PAGE, Lysate: 40 μ g, Lane: Jurkat cells, Primary antibody: CSB-PA798721 (TRAF7 Antibody) at dilution 1/300, Secondary antibody: Goat anti rabbit IgG at 1/8000 dilution, Exposure time: 2 minutes