




ZBTB46 Antibody

Product Code	CSB-PA803124HA01HU
Storage	Upon receipt, store at -20°C or -80°C. Avoid repeated freeze.
Uniprot No.	Q86UZ6
Immunogen	Recombinant Human Zinc finger and BTB domain-containing protein 46 protein (174-362AA)
Raised In	Rabbit
Species Reactivity	Human, Mouse
Tested Applications	ELISA, WB, IHC; Recommended dilution: WB:1:1000-1:5000, IHC:1:20-1:200
Form	Liquid
Conjugate	Non-conjugated
Storage Buffer	Preservative: 0.03% Proclin 300 Constituents: 50% Glycerol, 0.01M PBS, PH 7.4
Purification Method	>95%, Protein G purified
Isotype	IgG
Clonality	Polyclonal
Alias	Zinc finger and BTB domain-containing protein 46 (BTB-ZF protein expressed in effector lymphocytes) (BZEL) (BTB/POZ domain-containing protein 4) (Zinc finger protein 340), ZBTB46, BTBD4 ZNF340
Immunogen Species	Homo sapiens (Human)
Research Area	Epigenetics and Nuclear Signaling
Target Names	ZBTB46

Image



Western blot

All lanes: ZBTB46 antibody at 2µg/ml

Lane 1: Mouse heart tissue

Lane 2: Mouse liver tissue

Lane 3: Mouse kidney tissue

Lane 4: 293T whole cell lysate

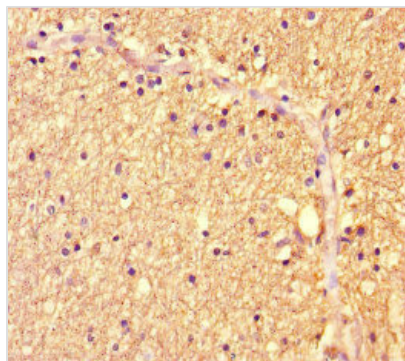
Lane 5: SH-SY5Y whole cell lysate

Secondary

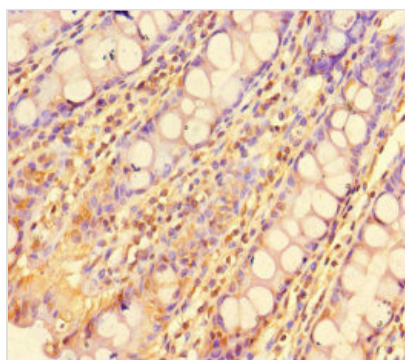
Goat polyclonal to rabbit IgG at 1/10000 dilution

Predicted band size: 65 kDa

Observed band size: 65 kDa



Immunohistochemistry of paraffin-embedded human brain tissue using CSB-PA803124HA01HU at dilution of 1:100



Immunohistochemistry of paraffin-embedded human colon tissue using CSB-PA803124HA01HU at dilution of 1:100