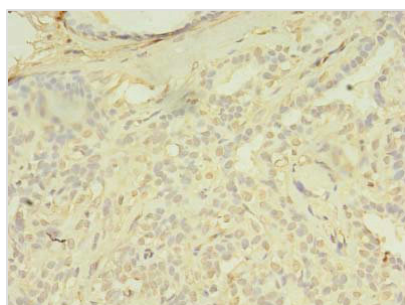




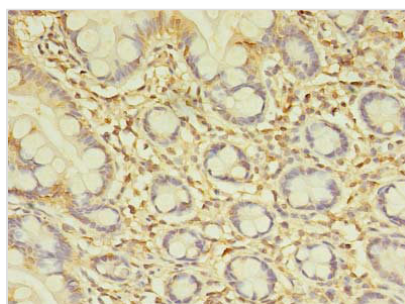
SPIC Antibody

Product Code	CSB-PA818708LA01HU
Storage	Upon receipt, store at -20°C or -80°C. Avoid repeated freeze.
Uniprot No.	Q8N5J4
Immunogen	Recombinant Human Transcription factor Spi-C protein (1-248AA)
Raised In	Rabbit
Species Reactivity	Human, Mouse
Tested Applications	ELISA, WB, IHC; Recommended dilution: WB:1:500-1:5000, IHC:1:20-1:200
Form	Liquid
Conjugate	Non-conjugated
Storage Buffer	Preservative: 0.03% Proclin 300 Constituents: 50% Glycerol, 0.01M PBS, PH 7.4
Purification Method	>95%, Protein G purified
Isotype	IgG
Clonality	Polyclonal
Alias	Transcription factor Spi-C, SPIC
Immunogen Species	Homo sapiens (Human)
Research Area	Epigenetics and Nuclear Signaling
Target Names	SPIC


Image



Immunohistochemistry of paraffin-embedded human breast cancer using CSB-PA818708LA01HU at dilution of 1:100



Immunohistochemistry of paraffin-embedded human small intestine tissue using CSB-PA818708LA01HU at dilution of 1:100



Western Blot

Positive WB detected in: Mouse heart tissue,
Mouse liver tissue

All lanes: SPIC antibody at 3.4µg/ml

Secondary

Goat polyclonal to rabbit IgG at 1/50000 dilution

Predicted band size: 30 kDa

Observed band size: 30 kDa