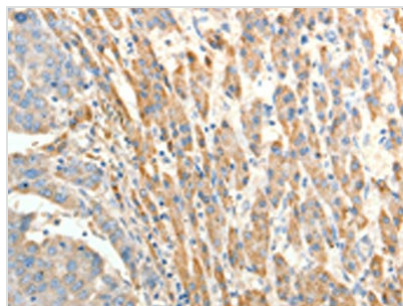




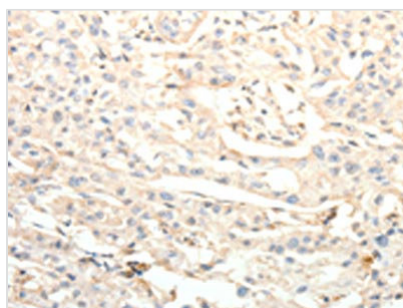
BIRC2 Antibody

Product Code	CSB-PA830383
Storage	Upon receipt, store at -20°C or -80°C. Avoid repeated freeze.
Uniprot No.	Q13490
Immunogen	Fusion protein of Human BIRC2
Raised In	Rabbit
Species Reactivity	Human,Mouse
Tested Applications	ELISA,WB,IHC;ELISA:1:1000-1:5000,WB:1:500-1:2000,IHC:1:25-1:100
Form	Liquid
Conjugate	Non-conjugated
Storage Buffer	-20°C, pH7.4 PBS, 0.05% NaN ₃ , 40% Glycerol
Purification Method	Antigen affinity purification
Isotype	IgG
Immunogen Species	Homo sapiens (Human)
Target Names	BIRC2


Image



The image on the left is immunohistochemistry of paraffin-embedded Human liver cancer tissue using CSB-PA830383(BIRC2 Antibody) at dilution 1/20, on the right is treated with fusion protein. (Original magnification: x200)



The image on the left is immunohistochemistry of paraffin-embedded Human lung cancer tissue using CSB-PA830383(BIRC2 Antibody) at dilution 1/20, on the right is treated with fusion protein. (Original magnification: x200)



Gel: 8%SDS-PAGE, Lysate: 40 μ g, Lane:
SKOV3 cells, Primary antibody: CSB-
PA830383(BIRC2 Antibody) at dilution 1/300,
Secondary antibody: Goat anti rabbit IgG at
1/8000 dilution, Exposure time: 30 seconds