




SCRN2 Antibody

Product Code	CSB-PA856936ESR1HU
Storage	Upon receipt, store at -20°C or -80°C. Avoid repeated freeze.
Uniprot No.	Q96FV2
Immunogen	Recombinant Human Secernin-2 protein (176-425AA)
Raised In	Rabbit
Species Reactivity	Human
Tested Applications	ELISA, WB, IHC; Recommended dilution: WB:1:1000-1:5000, IHC:1:20-1:200
Form	Liquid
Conjugate	Non-conjugated
Storage Buffer	PBS with 0.02% sodium azide, 50% glycerol, pH7.3.
Purification Method	Antigen Affinity Purified
Isotype	IgG
Clonality	Polyclonal
Alias	Secernin-2, SCR2
Immunogen Species	Homo sapiens (Human)
Research Area	Cell Biology
Target Names	SCR2

Image



Western blot

All lanes: SCR2 antibody at 3.61µg/ml

Lane 1: HeLa whole cell lysate

Lane 2: A375 whole cell lysate

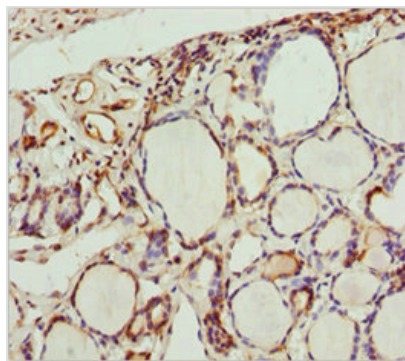
Lane 3: HepG2 whole cell lysate

Secondary

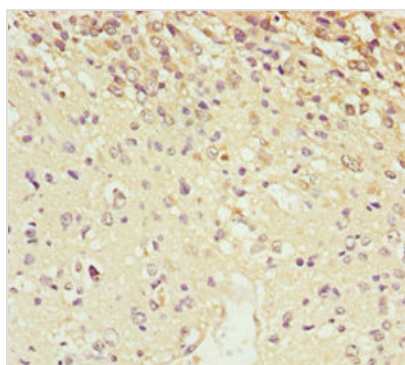
Goat polyclonal to rabbit IgG at 1/10000 dilution

Predicted band size: 47, 42 kDa

Observed band size: 42 kDa



Immunohistochemistry of paraffin-embedded human thyroid tissue using CSB-PA856936ESR1HU at dilution of 1:100



Immunohistochemistry of paraffin-embedded human glioma using CSB-PA856936ESR1HU at dilution of 1:100