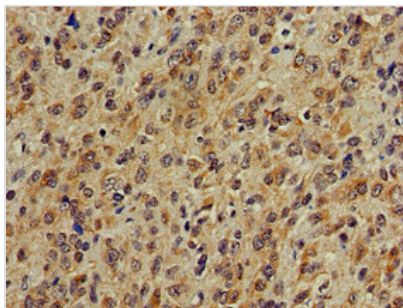




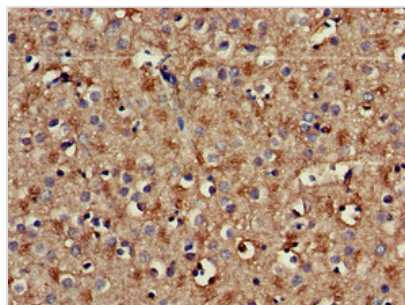
PLCB1 Antibody

Product Code	CSB-PA865102LA01HU
Storage	Upon receipt, store at -20°C or -80°C. Avoid repeated freeze.
Uniprot No.	Q9NQ66
Immunogen	Recombinant Human 1-phosphatidylinositol 4,5-bisphosphate phosphodiesterase beta-1 protein (781-896AA)
Raised In	Rabbit
Species Reactivity	Human
Tested Applications	ELISA, IHC, IF; Recommended dilution: IHC:1:20-1:200, IF:1:50-1:200
Form	Liquid
Conjugate	Non-conjugated
Storage Buffer	Preservative: 0.03% Proclin 300 Constituents: 50% Glycerol, 0.01M PBS, pH 7.4
Purification Method	>95%, Protein G purified
Isotype	IgG
Clonality	Polyclonal
Alias	1-phosphatidylinositol 4,5-bisphosphate phosphodiesterase beta-1 (EC 3.1.4.11) (PLC-154) (Phosphoinositide phospholipase C-beta-1) (Phospholipase C-I) (PLC-I) (Phospholipase C-beta-1) (PLC-beta-1), PLCB1, KIAA0581
Immunogen Species	Homo sapiens (Human)
Research Area	Signal Transduction
Target Names	PLCB1

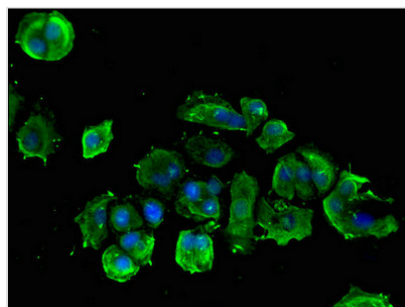
Image



Immunohistochemistry of paraffin-embedded human glioma using CSB-PA865102LA01HU at dilution of 1:100



Immunohistochemistry of paraffin-embedded human brain tissue using CSB-PA865102LA01HU at dilution of 1:100



Immunofluorescent analysis of MCF-7 cells using CSB-PA865102LA01HU at dilution of 1:100 and Alexa Fluor 488-conjugated AffiniPure Goat Anti-Rabbit IgG(H+L)