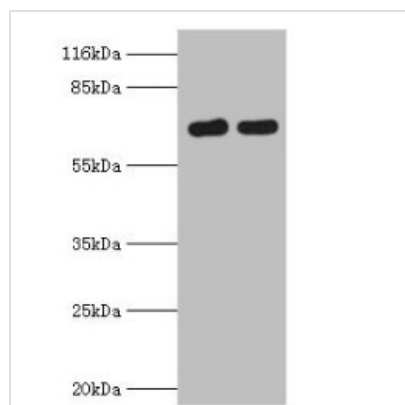




# FLRT1 Antibody

<b>Product Code</b>	CSB-PA865196EA01HU
<b>Storage</b>	Upon receipt, store at -20°C or -80°C. Avoid repeated freeze.
<b>Uniprot No.</b>	Q9NZU1
<b>Immunogen</b>	Recombinant Human Leucine-rich repeat transmembrane protein FLRT1 protein (21-289AA)
<b>Raised In</b>	Rabbit
<b>Species Reactivity</b>	Human, Mouse
<b>Tested Applications</b>	ELISA, WB, IHC; Recommended dilution: WB:1:500-1:2000, IHC:1:20-1:200
<b>Form</b>	Liquid
<b>Conjugate</b>	Non-conjugated
<b>Storage Buffer</b>	Preservative: 0.03% Proclin 300 Constituents: 50% Glycerol, 0.01M PBS, PH 7.4
<b>Purification Method</b>	>95%, Protein G purified
<b>Isotype</b>	IgG
<b>Clonality</b>	Polyclonal
<b>Alias</b>	Leucine-rich repeat transmembrane protein FLRT1 (Fibronectin-like domain-containing leucine-rich transmembrane protein 1), FLRT1
<b>Immunogen Species</b>	Homo sapiens (Human)
<b>Research Area</b>	Signal Transduction
<b>Target Names</b>	FLRT1

## Image



### Western blot

All lanes: FLRT1 antibody at 2µg/ml

Lane 1: Mouse kidney tissue

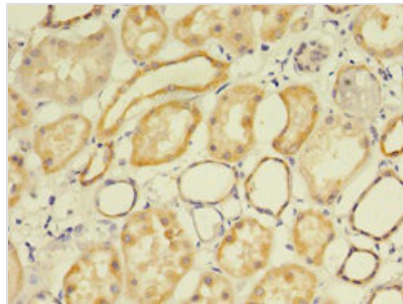
Lane 2: Hela whole cell lysate

Secondary

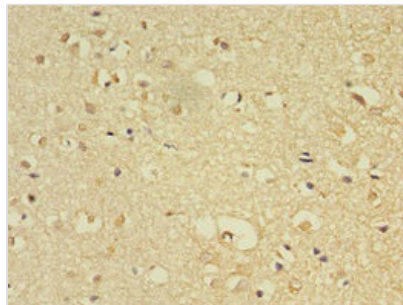
Goat polyclonal to rabbit IgG at 1/10000 dilution

Predicted band size: 72 kDa

Observed band size: 72 kDa



Immunohistochemistry of paraffin-embedded human kidney tissue using CSB-PA865196EA01HU at dilution of 1:100



Immunohistochemistry of paraffin-embedded human brain tissue using CSB-PA865196EA01HU at dilution of 1:100