




MKRN2 Antibody

Product Code	CSB-PA872420LA01HU
Storage	Upon receipt, store at -20°C or -80°C. Avoid repeated freeze.
Uniprot No.	Q9H000
Immunogen	Recombinant Human Probable E3 ubiquitin-protein ligase makorin-2 protein (29-170AA)
Raised In	Rabbit
Species Reactivity	Human, Mouse, Rat
Tested Applications	ELISA, WB, IHC; Recommended dilution: WB:1:500-1:5000, IHC:1:20-1:200
Form	Liquid
Conjugate	Non-conjugated
Storage Buffer	Preservative: 0.03% Proclin 300 Constituents: 50% Glycerol, 0.01M PBS, pH 7.4
Purification Method	>95%, Protein G purified
Isotype	IgG
Clonality	Polyclonal
Alias	Probable E3 ubiquitin-protein ligase makorin-2 (EC 2.3.2.27) (RING finger protein 62) (RING-type E3 ubiquitin transferase makorin-2), MKRN2, RNF62
Immunogen Species	Homo sapiens (Human)
Research Area	Epigenetics and Nuclear Signaling
Target Names	MKRN2

Image



Western Blot

Positive WB detected in: Rat kidney tissue, Rat liver tissue, Mouse kidney tissue

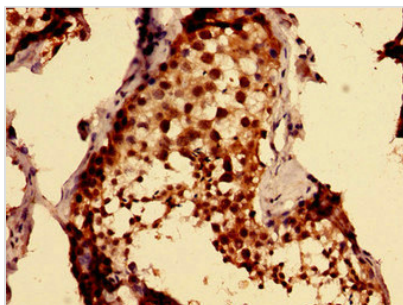
All lanes: MKRN2 antibody at 3µg/ml

Secondary

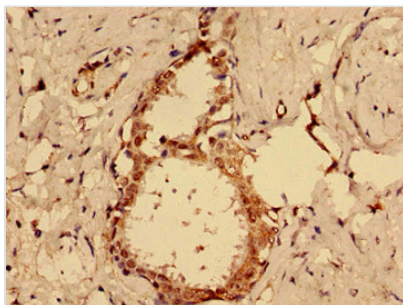
Goat polyclonal to rabbit IgG at 1/50000 dilution

Predicted band size: 47, 42 kDa

Observed band size: 47 kDa



Immunohistochemistry of paraffin-embedded human testis tissue using CSB-PA872420LA01HU at dilution of 1:100



Immunohistochemistry of paraffin-embedded human ovarian cancer using CSB-PA872420LA01HU at dilution of 1:100