




PRMT7 Antibody

Product Code	CSB-PA885738LA01HU
Storage	Upon receipt, store at -20°C or -80°C. Avoid repeated freeze.
Uniprot No.	Q9NVM4
Immunogen	Recombinant Human Protein arginine N-methyltransferase 7 protein (285-390AA)
Raised In	Rabbit
Species Reactivity	Human, Mouse
Tested Applications	ELISA, WB, IHC, IF; Recommended dilution: WB:1:500-1:5000, IHC:1:20-1:200, IF:1:50-1:200
Form	Liquid
Conjugate	Non-conjugated
Storage Buffer	Preservative: 0.03% Proclin 300 Constituents: 50% Glycerol, 0.01M PBS, PH 7.4
Purification Method	>95%, Protein G purified
Isotype	IgG
Clonality	Polyclonal
Alias	Protein arginine N-methyltransferase 7 (EC 2.1.1.321) (Histone-arginine N-methyltransferase PRMT7) ([Myelin basic protein]-arginine N-methyltransferase PRMT7), PRMT7, KIAA1933
Immunogen Species	Homo sapiens (Human)
Research Area	Epigenetics and Nuclear Signaling
Target Names	PRMT7

Image



Western Blot

Positive WB detected in: Mouse spleen tissue, Mouse lung tissue, Mouse kidney tissue, Mouse brain tissue

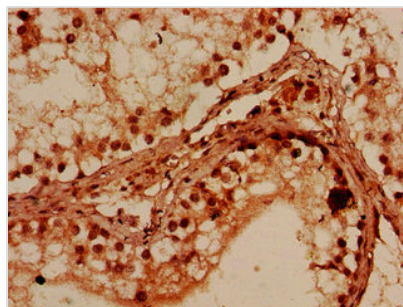
All lanes: PRMT7 antibody at 6.2µg/ml

Secondary

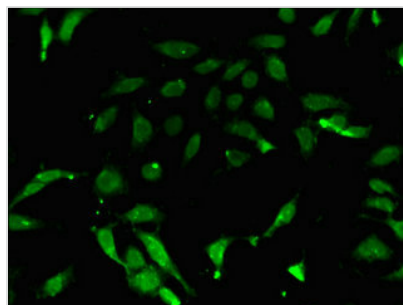
Goat polyclonal to rabbit IgG at 1/50000 dilution

Predicted band size: 79, 63, 74, 64 kDa

Observed band size: 79 kDa



Immunohistochemistry of paraffin-embedded human testis tissue using CSB-PA885738LA01HU at dilution of 1:100



Immunofluorescent analysis of HeLa cells using CSB-PA885738LA01HU at dilution of 1:100 and Alexa Fluor 488-conjugated AffiniPure Goat Anti-Rabbit IgG(H+L)