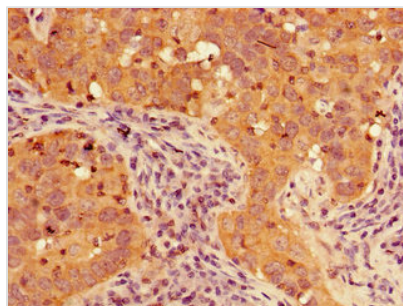




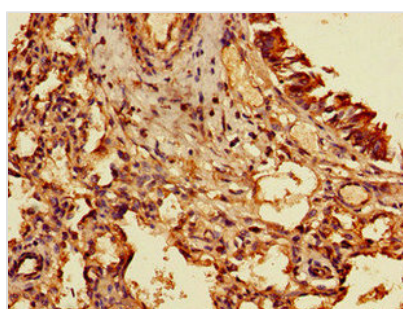
TIGAR Antibody

Product Code	CSB-PA889078LA01HU
Storage	Upon receipt, store at -20°C or -80°C. Avoid repeated freeze.
Uniprot No.	Q9NQ88
Immunogen	Recombinant Human Fructose-2,6-bisphosphatase TIGAR protein (24-188AA)
Raised In	Rabbit
Species Reactivity	Human
Tested Applications	ELISA, IHC, IF; Recommended dilution: IHC:1:20-1:200, IF:1:50-1:200
Form	Liquid
Conjugate	Non-conjugated
Storage Buffer	Preservative: 0.03% Proclin 300 Constituents: 50% Glycerol, 0.01M PBS, PH 7.4
Purification Method	>95%, Protein G purified
Isotype	IgG
Clonality	Polyclonal
Alias	Fructose-2,6-bisphosphatase TIGAR (EC 3.1.3.46) (TP53-induced glycolysis and apoptosis regulator) (TP53-induced glycolysis regulatory phosphatase), TIGAR, C12orf5
Immunogen Species	Homo sapiens (Human)
Research Area	Cell Biology
Target Names	TIGAR

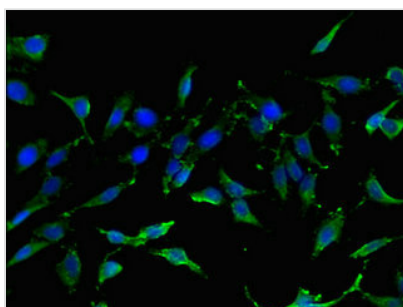
Image



Immunohistochemistry of paraffin-embedded human pancreatic cancer using CSB-PA889078LA01HU at dilution of 1:100



Immunohistochemistry of paraffin-embedded human lung cancer using CSB-PA889078LA01HU at dilution of 1:100



Immunofluorescent analysis of HeLa cells using CSB-PA889078LA01HU at dilution of 1:100 and Alexa Fluor 488-conjugated AffiniPure Goat Anti-Rabbit IgG(H+L)