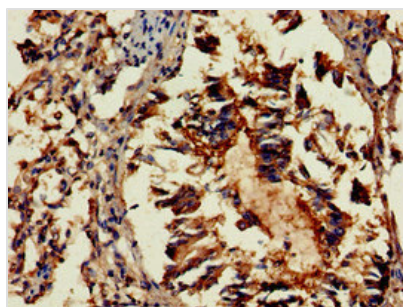




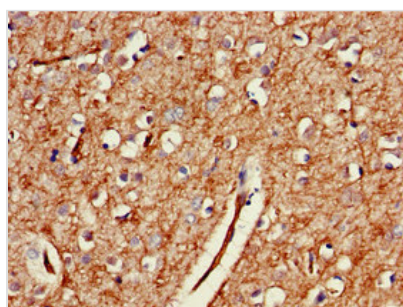
GAB2 Antibody

Product Code	CSB-PA892175LA01HU
Storage	Upon receipt, store at -20°C or -80°C. Avoid repeated freeze.
Uniprot No.	Q9UQC2
Immunogen	Recombinant Human GRB2-associated-binding protein 2 protein (273-484AA)
Raised In	Rabbit
Species Reactivity	Human, Mouse
Tested Applications	ELISA, WB, IHC, IF; Recommended dilution: WB:1:200-1:5000, IHC:1:20-1:200, IF:1:50-1:200
Form	Liquid
Conjugate	Non-conjugated
Storage Buffer	Preservative: 0.03% Proclin 300 Constituents: 50% Glycerol, 0.01M PBS, pH 7.4
Purification Method	>95%, Protein G purified
Isotype	IgG
Clonality	Polyclonal
Alias	GRB2-associated-binding protein 2 (GRB2-associated binder 2) (Growth factor receptor bound protein 2-associated protein 2) (pp100), GAB2, KIAA0571
Immunogen Species	Homo sapiens (Human)
Research Area	Neuroscience
Target Names	GAB2

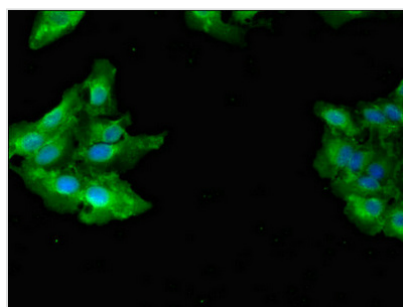
Image



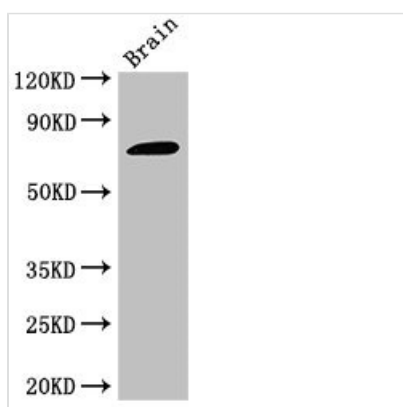
Immunohistochemistry of paraffin-embedded human lung tissue using CSB-PA892175LA01HU at dilution of 1:100



Immunohistochemistry of paraffin-embedded human brain tissue using CSB-PA892175LA01HU at dilution of 1:100



Immunofluorescent analysis of HeLa cells using CSB-PA892175LA01HU at dilution of 1:100 and Alexa Fluor 488-conjugated AffiniPure Goat Anti-Rabbit IgG(H+L)



Western Blot

Positive WB detected in: Mouse brain tissue

All lanes: GAB2 antibody at 2.5μg/ml

Secondary

Goat polyclonal to rabbit IgG at 1/50000 dilution

Predicted band size: 75, 70 kDa

Observed band size: 75 kDa