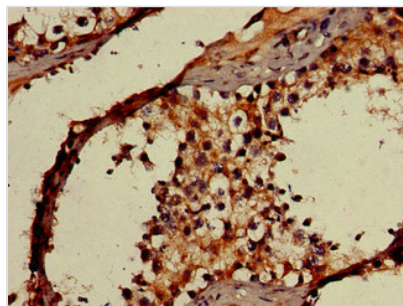




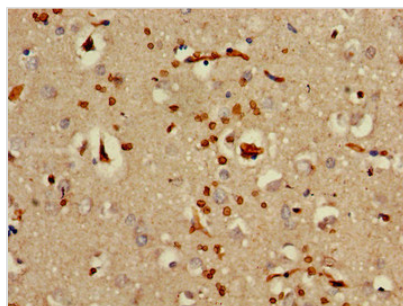
# OAS3 Antibody

|                            |  |
|----------------------------|--|
| <b>Product Code</b>        | CSB-PA897591LA01HU   |
| <b>Storage</b>             | Upon receipt, store at -20°C or -80°C. Avoid repeated freeze.  |
| <b>Uniprot No.</b>         | Q9Y6K5   |
| <b>Immunogen</b>           | Recombinant Human 2'-5'-oligoadenylate synthase 3 protein (424-565AA)  |
| <b>Raised In</b>           | Rabbit   |
| <b>Species Reactivity</b>  | Human  |
| <b>Tested Applications</b> | ELISA, IHC, IF; Recommended dilution: IHC:1:20-1:200, IF:1:50-1:200  |
| <b>Form</b>                | Liquid   |
| <b>Conjugate</b>           | Non-conjugated   |
| <b>Storage Buffer</b>      | Preservative: 0.03% Proclin 300<br>Constituents: 50% Glycerol, 0.01M PBS, pH 7.4                                       |
| <b>Purification Method</b> | >95%, Protein G purified   |
| <b>Isotype</b>             | IgG  |
| <b>Clonality</b>           | Polyclonal   |
| <b>Alias</b>               | 2'-5'-oligoadenylate synthase 3 ((2-5')oligo(A) synthase 3) (2-5A synthase 3) (EC 2.7.7.84) (p100 OAS) (p100OAS), OAS3 |
| <b>Immunogen Species</b>   | Homo sapiens (Human)   |
| <b>Research Area</b>       | Immunology   |
| <b>Target Names</b>        | OAS3   |

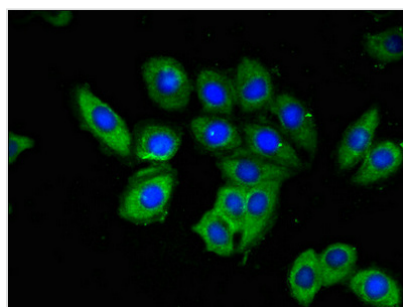
## Image



Immunohistochemistry of paraffin-embedded human testis tissue using CSB-PA897591LA01HU at dilution of 1:100



Immunohistochemistry of paraffin-embedded human brain tissue using CSB-PA897591LA01HU at dilution of 1:100



Immunofluorescent analysis of A549 cells using CSB-PA897591LA01HU at dilution of 1:100 and Alexa Fluor 488-conjugated AffiniPure Goat Anti-Rabbit IgG(H+L)