



AKR1C3 Antibody

E300434

Product description:

Formulation: Lyophilized anti-AKR1C3 antibody purified by peptide affinity column containing 2% BSA and 0.02% NaN_3

Catalog No.: E300434

Size: 100ug/200ul

Source:

Rabbit polyclonal AKR1C3 ⁽¹⁾ antibody was raised against a 15 amino acid peptide corresponding to the C terminal residues of human AKR1C3 protein.

Species Reactivity:

Human

Not yet tested in other species.

Application:

For research use only

Peptide ELISA titer: 1:10,000-1:40,000

Western blot analysis: 1:500-1:1,000

Immunofluorescence: 1:50-1:200

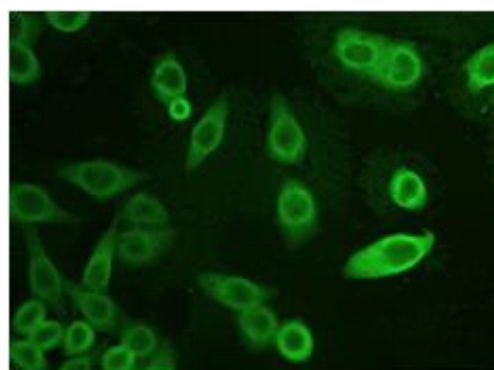
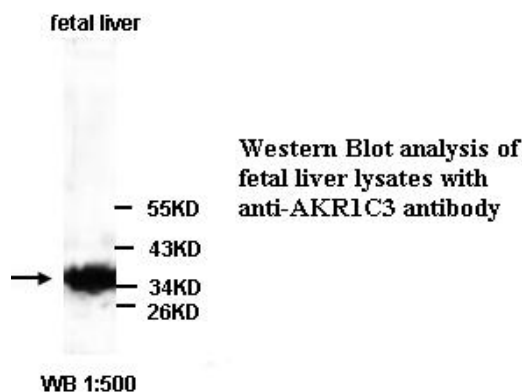
Immunohistochemistry: 1:100-1:500

Optimal dilutions/concentrations should be determined by the end user.

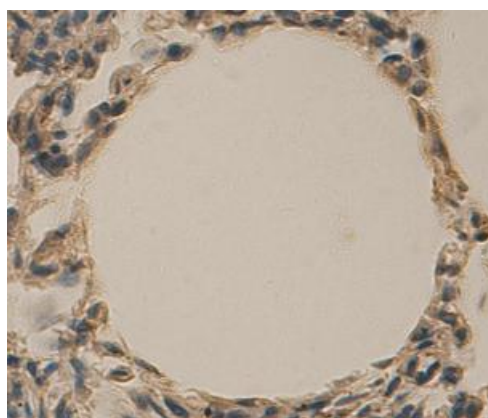
Dilution instruction and storage:

Already reconstituted in 200ul sterile H_2O . The antibody is stable for at least one year when stored at -20°C after reconstitution.

Avoid repeated freeze/defrost cycles.



Immunofluorescence:
Hela cells, 1:50



Immunohistochemical staining of formalin-fixed paraffin-embedded lung showing Cytoplasmic staining with anti-AKR1C3 antibody dilution: 1:100.

For Research Use Only