

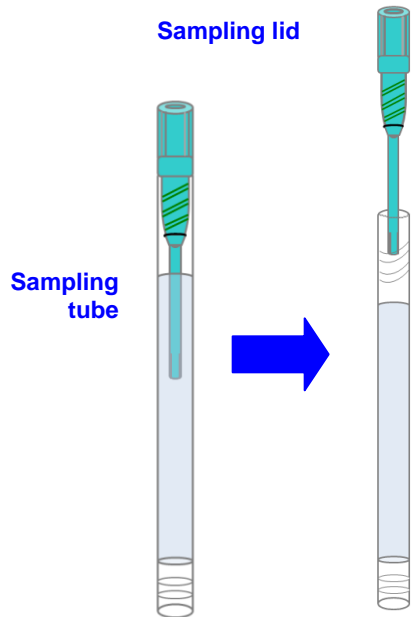
EpiTuub® Fecal Giardia lamblia Antigen Rapid Test - Instructions for Fecal Sample Collection

Qualitative detection of *Giardia lamblia* antigen in human feces.

Version 8

1

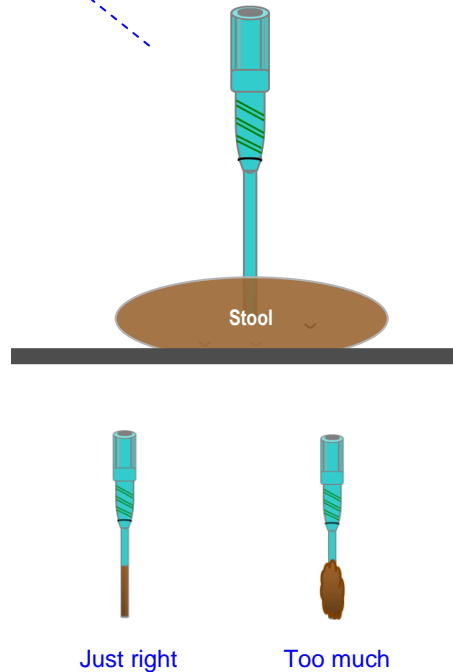
1. Collect a stool sample using the enclosed stool sampling paper:
 - a. Clean the bowl and flush the toilet two times. Unfold and lay the Sample Collection Paper directly on the top of the water in the toilet bowl (the paper should float above the water).
 - b. After bowel movement, take the sampling tube and unscrew the sampling lid, keeping the sampling tube in a **vertical position** to prevent loss of solution.



2

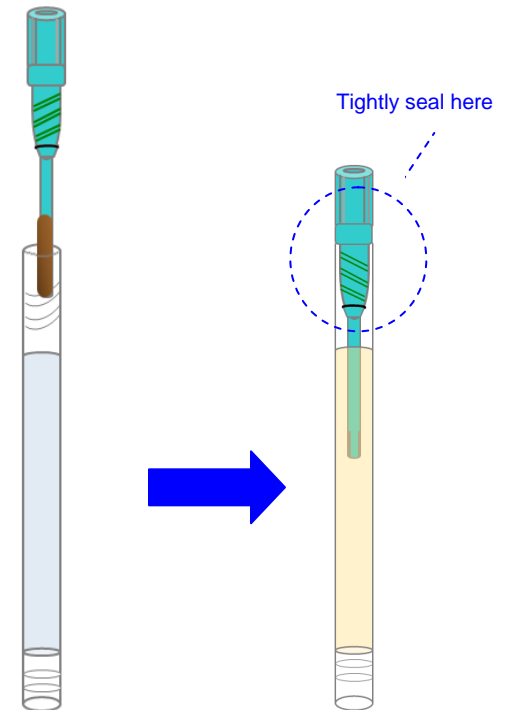
1. Hold the sampling lid by the **Thumb Grip**.
2. Use the tip of the sampling lid to collect a small amount of fecal sample at two or more sites. Only take the fecal sample that sticks to the sampling lid tip (never intentionally place any separate piece of fecal sample into the tube). The total amount of stool collected should be less than one grain of cooked rice. For liquid stool, collect 0.1mL into the sampling tube.

Thumb Grip



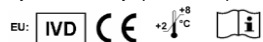
3

1. Insert and screw the sampling lid back into the sampling tube **in a vertical position**. Do not spill any solution from the tube.
2. Tightly seal the lid with the tube.
3. Flush toilet.



READ ALL THE INFORMATION IN THIS LEAFLET BEFORE SAMPLING

Store at 2-8°C. Do not freeze. Keep out of reach of children. For in-vitro diagnostic use. Not to be taken internally. Not to be sampled directly from anus. If you have any questions, please contact your physician or laboratory staff or call EpiTope Diagnostics at 858-693-7877 from 8:00 a.m. to 5:00 p.m. PST



Manufactured by EpiTope Diagnostics, Inc. San Diego CA 92121, USA

(V8/2019-06)

Page 1 of 3



MDSS GmbH
Schiffgraben 41
30175 Hannover
Germany

US Patent: 7,780,915