

Cynomolgus AXL Protein

Cat. No. AXL-CM102



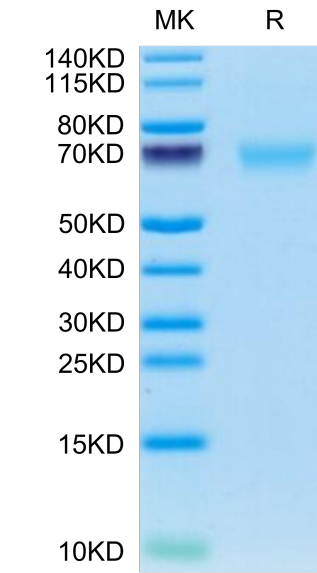
Description	
Source	Recombinant Cynomolgus AXL Protein is expressed from HEK293 with His tag at the C-Terminus. It contains Glu33-Pro449.
Accession	A0A1D5Q330
Molecular Weight	The protein has a predicted MW of 46.3 kDa. Due to glycosylation, the protein migrates to 68-70 kDa based on Bis-Tris PAGE result.
Endotoxin	Less than 1 EU per µg by the LAL method.
Purity	> 95% as determined by Bis-Tris PAGE > 95% as determined by HPLC

Formulation and Storage	
Formulation	Lyophilized from 0.22µm filtered solution in PBS (pH 7.4). Normally 8% trehalose is added as protectant before lyophilization.
Reconstitution	Dissolve the lyophilized protein in distilled water. Please refer to the Certificate of Analysis for detailed instructions.
Storage	-20 to -80°C for 12 months as supplied from date of receipt. -80°C for 3 months after reconstitution. Recommend to aliquot the protein into smaller quantities for optimal storage. Please minimize freeze-thaw cycles.

Background	
Axl, a member of the TAM (Tyr03, Axl, Mer) family, and its inhibitors can specifically break the kinase signaling nodes, allowing advanced patients to regain drug sensitivity with improved therapeutic efficacy. Overexpression and activation of Axl receptor tyrosine kinase have been widely accepted to promote cell proliferation, chemotherapy resistance, invasion, and metastasis in several human cancers, such as lung, breast, and pancreatic cancers.	

Assay Data

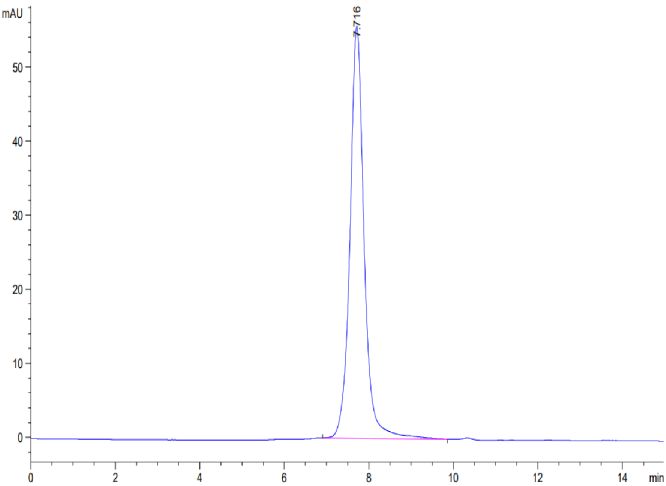
Bis-Tris PAGE



Cynomolgus AXL on Bis-Tris PAGE under reduced condition. The purity is greater than 95%.

SEC-HPLC

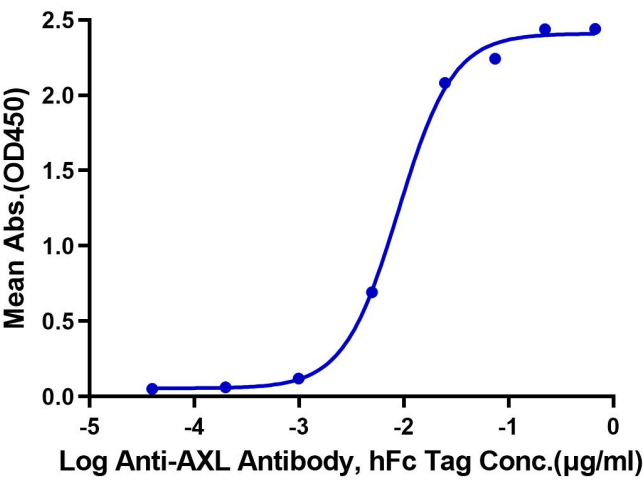
Assay Data



The purity of Cynomolgus AXL is greater than 95% as determined by SEC-HPLC.

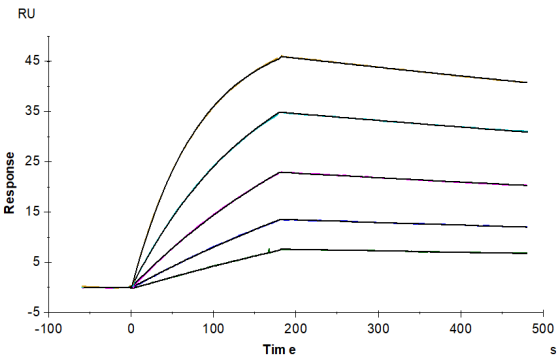
ELISA Data

Cynomolgus AXL, His Tag ELISA
0.05µg Cynomolgus AXL, His Tag Per Well



Immobilized Cynomolgus AXL, His Tag at 0.5µg/ml (100µl/Well) on the plate. Dose response curve for Anti-AXL Antibody, hFc Tag with the EC50 of 8.8ng/ml determined by ELISA (QC Test).

SPR Data



Cynomolgus Axl, His Tag immobilized on CM5 Chip can bind Cynomolgus GAS6, His Tag with an affinity constant of 1.70 nM as determined in SPR assay (Biacore T200).