

Human B7-2/CD86 Protein



Cat. No. B72-HM286

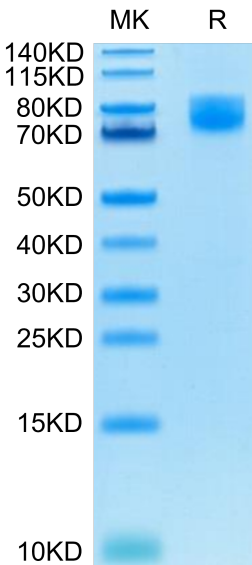
Description	
Source	Recombinant Human B7-2/CD86 Protein is expressed from HEK293 with hFc tag at the C-Terminus. It contains Leu26-Pro247.
Accession	P42081-1
Molecular Weight	The protein has a predicted MW of 52 kDa. Due to glycosylation, the protein migrates to 75-90 kDa based on Bis-Tris PAGE result.
Endotoxin	Less than 1 EU per µg by the LAL method.
Purity	> 95% as determined by Bis-Tris PAGE > 95% as determined by HPLC

Formulation and Storage	
Formulation	Lyophilized from 0.22µm filtered solution in PBS (pH 7.4). Normally 8% trehalose is added as protectant before lyophilization.
Reconstitution	Dissolve the lyophilized protein in distilled water. Please refer to the Certificate of Analysis for detailed instructions.
Storage	-20 to -80°C for 12 months as supplied from date of receipt. -80°C for 3 months after reconstitution. Recommend to aliquot the protein into smaller quantities for optimal storage. Please minimize freeze-thaw cycles.

Background	
B7-1 and B7-2 are homologous costimulatory ligands expressed on the surface of antigen presenting cells (APCs). Binding of these molecules to the T cell costimulatory receptors, CD28 and CTLA-4, is essential for the activation and regulation of T cell immunity. B7-1 and B7-2 do not form hetero-oligomers, underscoring the biological relevance of dimeric and monomeric state of B7-1 and B7-2, respectively.	

Assay Data

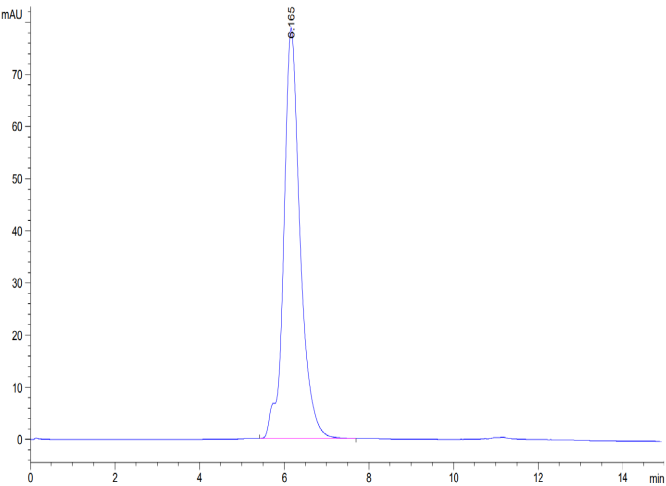
Bis-Tris PAGE



Human B7-2 on Bis-Tris PAGE under reduced condition. The purity is greater than 95%.

SEC-HPLC

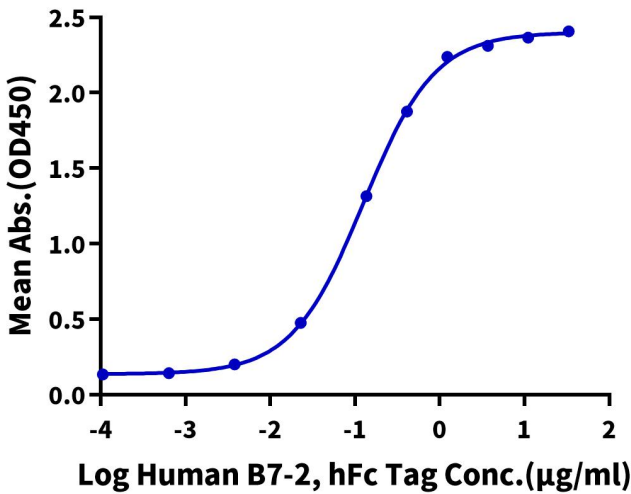
Assay Data



The purity of Human B7-2 is greater than 95% as determined by SEC-HPLC.

ELISA Data

Human B7-2, hFc Tag ELISA
0.5µg Human CTLA-4, His Tag Per Well



Immobilized Human CTLA-4, His Tag at 5µg/ml (100µl/well) on the plate. Dose response curve for Human B7-2, hFc Tag with the EC50 of 125.7ng/ml determined by ELISA.