

Mouse CD117 Protein



Cat. No. CD1-MM117

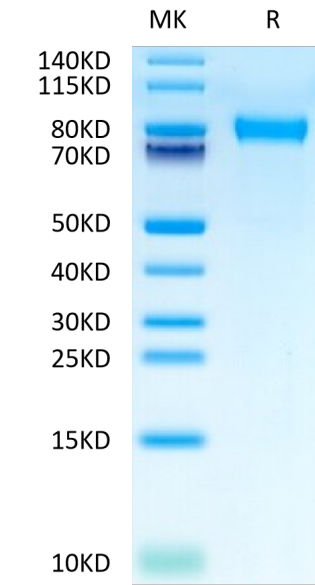
Description	
Source	Recombinant Mouse CD117 Protein is expressed from HEK293 with His tag at the C-Terminus. It contains Ser25-Pro523.
Accession	P05532-2
Molecular Weight	The protein has a predicted MW of 56.63 kDa. Due to glycosylation, the protein migrates to 75-100 kDa based on Bis-Tris PAGE result.
Endotoxin	Less than 1 EU per µg by the LAL method.
Purity	> 95% as determined by Bis-Tris PAGE > 95% as determined by HPLC

Formulation and Storage	
Formulation	Lyophilized from 0.22µm filtered solution in PBS (pH 7.4). Normally 8% trehalose is added as protectant before lyophilization.
Reconstitution	Dissolve the lyophilized protein in distilled water. Please refer to the Certificate of Analysis for detailed instructions.
Storage	-20 to -80°C for 12 months as supplied from date of receipt. -80°C for 3 months after reconstitution. Recommend to aliquot the protein into smaller quantities for optimal storage. Please minimize freeze-thaw cycles.

Background	
The c-kit proto-oncogen (CD 117) has been shown to be present in several cell types including normal and neoplastic hemopoietic cells. Among normal BM cells, CD117 expression has been found in about half of the CD34 precursors including progenitors committed to the erythroid, granulo-monocytic, and megakaryocytic cell lineages.	

Assay Data

Bis-Tris PAGE



Mouse CD117 on Bis-Tris PAGE under reduced condition. The purity is greater than 95%.

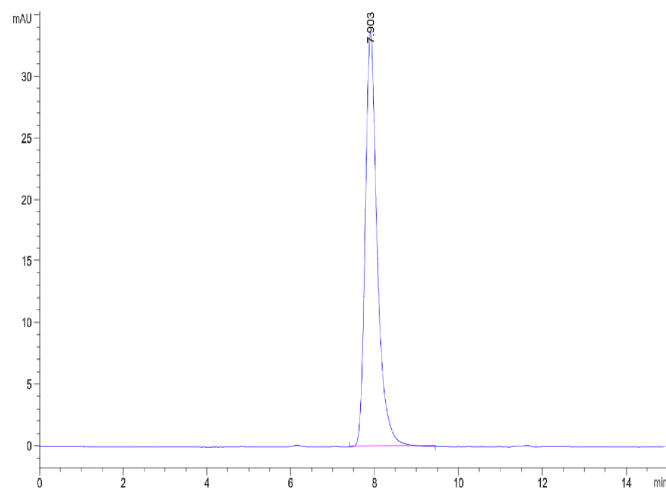
SEC-HPLC

Mouse CD117 Protein

Cat. No. CD1-MM117

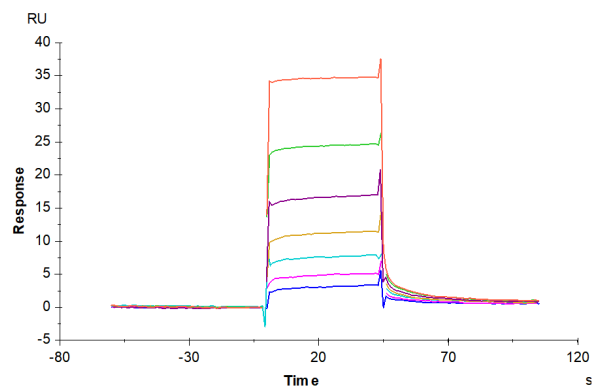


Assay Data



The purity of Mouse CD117 is greater than 95% as determined by SEC-HPLC.

SPR Data



Mouse CD117, His Tag captured on CM5 Chip via anti-his antibody can bind Human SCF, No Tag with an affinity constant of 14.02 μM as determined in SPR assay (Biacore T200).