

Biotinylated Human CD30/TNFRSF8 Protein



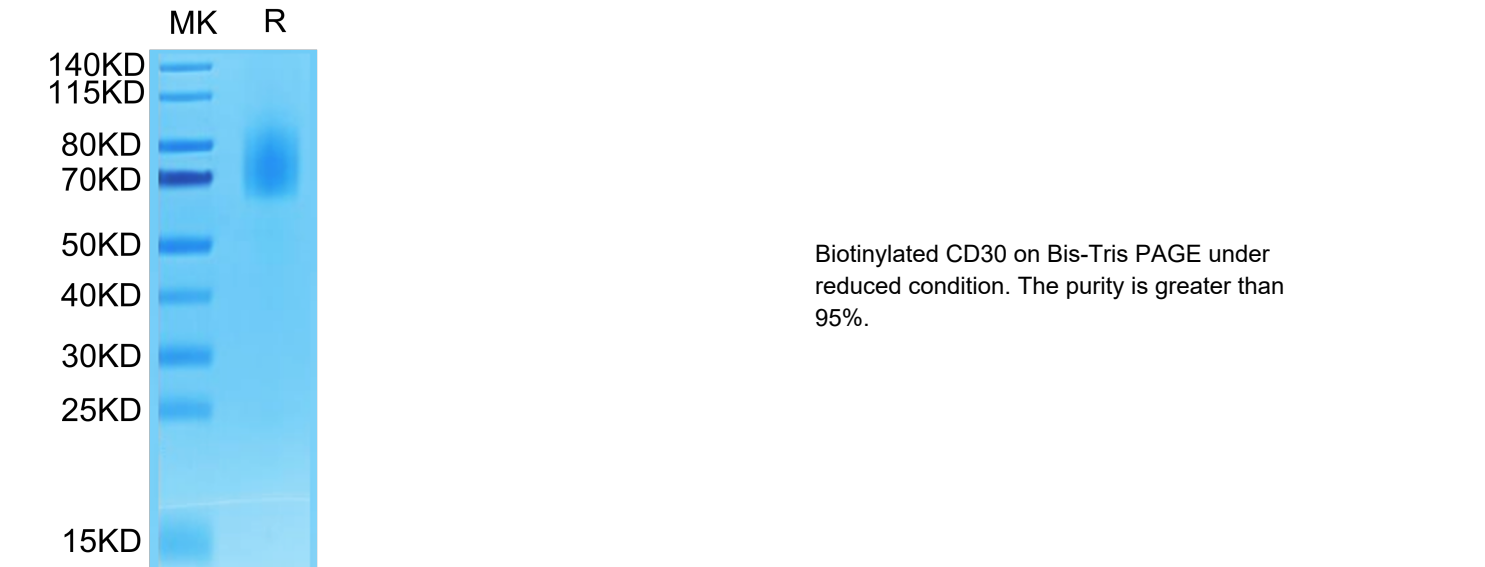
Cat. No. CD3-HM430B

Description	
Source	Recombinant Biotinylated Human CD30/TNFRSF8 Protein is expressed from HEK293 with His tag and Avi tag at the C-Terminus. It contains Phe19-Lys379.
Accession	P28908-1
Molecular Weight	The protein has a predicted MW of 41.3 kDa. Due to glycosylation, the protein migrates to 70-100 kDa based on Bis-Tris PAGE result.
Endotoxin	Less than 1 EU per µg by the LAL method.
Purity	> 95% as determined by Bis-Tris PAGE > 95% as determined by HPLC

Formulation and Storage	
Formulation	Lyophilized from 0.22µm filtered solution in PBS (pH 7.4). Normally 8% trehalose is added as protectant before lyophilization.
Reconstitution	Dissolve the lyophilized protein in distilled water. Please refer to the Certificate of Analysis for detailed instructions.
Storage	-20 to -80°C for 12 months as supplied from date of receipt.-80°C for 3 months after reconstitution.Recommend to aliquot the protein into smaller quantities for optimal storage. Please minimize freeze-thaw cycles.

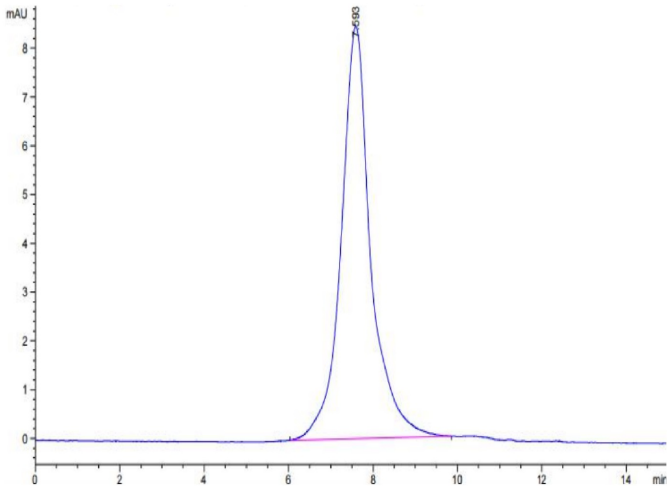
Background	
The transmembrane receptor CD30 (TNFRSF8) and its ligand CD30L (CD153, TNFSF8) are members of the tumor necrosis factor (TNF) superfamily and display restricted expression in subpopulations of activated T-and B-cells in nonpathologic conditions. CD30 expression is upregulated in various hematological malignancies, including Reed-Sternberg cells in Hodgkin's disease (HD), anaplastic large cell lymphoma (ALCL) and subsets of Non-Hodgkin's lymphomas (NHLs).	

Assay Data	
Bis-Tris PAGE	



SEC-HPLC

Assay Data

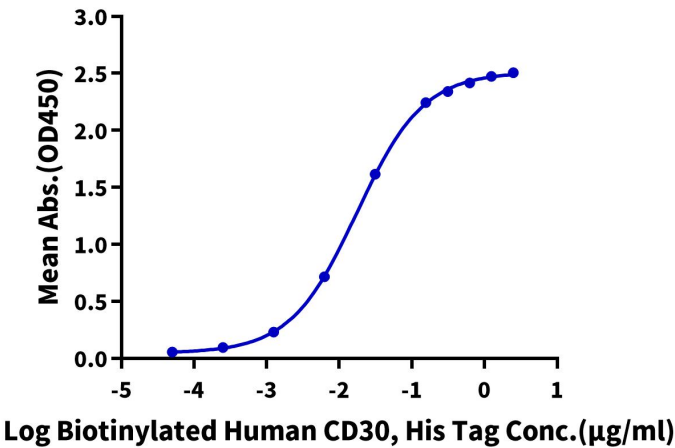


The purity of Biotinylated CD30 is greater than 95% as determined by SEC-HPLC.

ELISA Data

Biotinylated Human CD30, His Tag ELISA

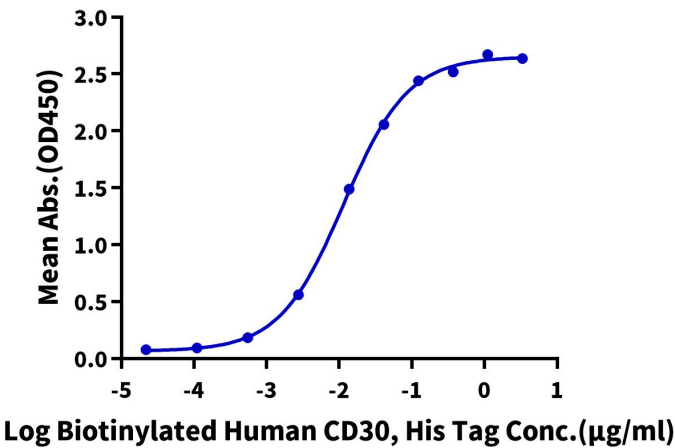
0.5µg Human CD30 Ligand, His Tag Per Well



Immobilized Human CD30 Ligand, His Tag at 5µg/ml (100µl/well) on the plate. Dose response curve for Biotinylated Human CD30, His Tag with the EC50 of 17.5ng/ml determined by ELISA (QC Test).

Biotinylated Human CD30, His Tag ELISA

0.05µg Anti-CD30 Antibody, hFc Tag Per Well



Immobilized Anti-CD30 Antibody, hFc Tag at 0.5µg/ml (100µl/well) on the plate. Dose response curve for Biotinylated Human CD30, His Tag with the EC50 of 11.5ng/ml determined by ELISA.